

Section

1 Relays - Socket Compatible and Flange Mounted



Advantages of a Full Featured 700 Series Relay

Since the launch of the 700 series relays in 2000, this product line has continuously evolved both functionally and visually. The 700 series product line has the perfect mix of historical Magnecraft relay quality combined with a dynamic arsenal of options. When mated with the Magnecraft sockets and accessories, these RoHs compliant relays provide a complete modular system that will meet all your plug-in relay requirements in a package that is both visually appealing and functionally outstanding.

- Offers a “one stop solution” for your power management system.
- Several Contact configurations and materials to meet your individual needs.
- Plug-In switching capabilities from 10 mA to 20 Amps.
- Several Feature Code and Operation combinations available for all budgets.
- Ejector clips, ribbed relay housings and space-saving sockets allow for easy removal from crowded DIN rails.
- Color and appearance designed for high visibility in all environments.
- Wiring diagrams include NEMA and IEC standards.
- Engineering availability allows for customized relay solutions.



Removable Lock-Down Door

When Activated, Locks Push Button and Contacts in the Powered Position.

Color-Coded Push Button

Allows Manual Operation of Relay.
AC Coils Red or DC Coils Blue.

Finger Grip Cover

Easy Removal of Relay from Socket.

Gold Flashed Contacts

Prevents Premature Oxidation and Increases Shelf-life.



Contact Viewing Window

Shows Position of Contacts.

Isolated Input and Output Terminals

Separates Control Circuits from Load Circuits.



Slim Design

Minimizes Space on DIN Rail.

Module Compatible


Allows for Optional Protection or LED Modules to be Used With Sockets.



2-Way Side or DIN Rail Mounting System

Retrofits Existing Panel Mounting and 35mm DIN Rail.

The Complete System Solution!



Flag Indicator
Shows Relay Status in Manual or Powered Condition.



Bi-Polar LED Status Lamp
Shows Coil "ON" or "OFF" Status.

I.D. Tag/Write-On Plastic Label
Used for Identification of Relays in Multi-Relay Circuits.

Mating Hold-Down Clip Available
Safely Secures Relay to Socket.



Finger-Safe
Protects Operators from Live Circuits.

I.D. Tag/Write-On Plastic Label
Used to Match Wire Identification Tags with Socket Connections.

Internal Coil Bus Jumper System
Allows Connection to Adjacent Sockets Without Additional Wiring.



Advantages of a Plain Cover 700 Series Relay

The Plain Cover Super Series relays support budget minded applications with premium performance. Maintaining the same ratings and internal components as the Full Feature Series; the Plain Cover Series perform as well as premium relays while maintaining low costs by offering several option configurations.

- Offers a “one stop solution” for your power management system.
- Several Contact configurations and materials to meet your individual needs.
- Plug-In switching capabilities from 10 mA to 20 Amps.
- Several Feature Code and Operation combinations available for all budgets.
- Ejector clips, ribbed relay housings and space-saving sockets allow for easy removal from crowded DIN rails.
- Color and appearance designed for high visibility in all environments.
- Wiring diagrams include NEMA and IEC standards.
- Engineering availability allows for customized relay solutions.



Contact Viewing Window
Shows Position of Contacts.

Finger Grip Cover
Easy Removal of Relay from Socket.

Gold Flashed Contacts
Prevents Premature Oxidation and Increases Shelf-life.

Isolated Input and Output Terminals
Separates Control Circuits from Load Circuits.



Slim Design
Minimizes Space on DIN Rail.

Module Compatible
Allows for Optional Protection or LED Modules to be Used With Sockets.



2-Way Side or DIN Rail Mounting System
Retrofits Existing Panel Mounting and 35mm DIN Rail.


The Complete System Solution!

Flag Indicator
Shows Relay Status in Manual or Powered Condition.



Optional Bi-Polar LED Status Lamp
Shows Coil "ON" or "OFF" Status.


I.D. Tag/Write-On Plastic Label
Used for Identification of Relays in Multi-Relay Circuits.



Mating Hold-Down Clip Available
Safely Secures Relay to Socket.



Finger-Safe
Protects Operators from Live Circuits.



Advantages of a Full Featured, Octal 700 Series Relay

Octal style mounting is a robust and historically proven form of mounting electrical components. This interface provides excellent structural support that has been recognized by the electrical industry for over half a century. Magnecraft has combined this historical platform with modern features and performance. The 750 Octal relays will mate with all forms of the 8 and 11 pin octal sockets. This package provides all the performance and features of Magnecraft's 700 series relay, while using a mounting platform that the customer has grown accustomed to.



Removable Lock-Down Door

When Activated, Locks Push Button and Contacts in the Powered Position.

Color-Coded Push Button


Allows Manual Operation of Relay. AC Coils Red or DC Coils Blue.

Finger Grip Cover

Easy Removal of Relay from Socket.

Gold Flashed Contacts

Prevents Premature Oxidation and Increases Shelf-life.



Contact Viewing Window

Shows Position of Contacts.

Isolated Input and Output Terminals

Separates Control Circuits from Load Circuits.

Slim Design

Minimizes Space on DIN Rail.

- Offers a "one stop solution" for your power management system.
- Several Contact configurations and materials to meet your individual needs.
- Plug-In switching capabilities from 10 mA to 16 Amps.
- Several Feature Code and Operation combinations available for all budgets.
- Ejector clips, ribbed relay housings and space-saving sockets allow for easy removal from crowded DIN rails.
- Color and appearance designed for high visibility in all environments.
- Wiring diagrams include NEMA and IEC standards.
- Engineering availability allows for customized relay solutions.



Module Compatible

Allows for Optional Protection or LED Modules to be Used With Sockets.

2-Way Side or DIN Rail Mounting System

Retrofits Existing Panel Mounting and 35mm DIN Rail.



The Complete System Solution!

Flag Indicator
Shows Relay Status in Manual or Powered Condition.



Bi-Polar LED Status Lamp
Shows Coil "ON" or "OFF" Status.

I.D. Tag/Write-On Plastic Label
Used for Identification of Relays in Multi-Relay Circuits.


Mating Hold-Down Clip Available
Safely Secures Relay to Socket.



Finger-Safe
Protects Operators from Live Circuits.

I.D. Tag/Write-On Plastic Label
Used to Match Wire Identification Tags with Socket Connections.

Internal Coil Bus Jumper System
Allows Connection to Adjacent Sockets Without Additional Wiring.



Advantages of a Plain Cover, Octal 700 Series Relay

Plain Cover octal style relays provide a historical interface for the budget minded yet performance driven customer. The Plain Cover 750 relays allow the customer to utilize the performance of a premium relay while adhering to an aggressive budget. This is accomplished by Magnecraft's ability to utilize the electrical components of the Full Feature 750 relays and deleting options that may not be required by the customer. The 750 Plain Cover relays offer competitive pricing while maintaining premium performance.


- Offers a "one stop solution" for your power management system.
- Several Contact configurations and materials to meet your individual needs.
- Plug-In switching capabilities from 10 mA to 16 Amps.
- Several Feature Code and Operation combinations available for all budgets.
- Ejector clips, ribbed relay housings and space-saving sockets allow for easy removal from crowded DIN rails.
- Color and appearance designed for high visibility in all environments.
- Wiring diagrams include NEMA and IEC standards.
- Engineering availability allows for customized relay solutions.

Finger Grip Cover

Easy Removal of Relay from Socket.

Gold Flashed Contacts

Prevents Premature Oxidation and Increases Shelf-life.



Contact Viewing Window

Shows Position of Contacts.

Isolated Input and Output Terminals

Separates Control Circuits from Load Circuits.



Module Compatible

Allows for Optional Protection or LED Modules to be Used With Sockets.



2-Way Side or DIN Rail Mounting System

Retrofits Existing Panel Mounting and 35mm DIN Rail.

The Complete System Solution!

Flag Indicator
Shows Relay Status in Manual or Powered Condition.




Optional Bi-Polar LED Status Lamp
Shows Coil "ON" or "OFF" Status.




I.D. Tag/Write-On Plastic Label
Used for Identification of Relays in Multi-Relay Circuits.



Mating Hold-Down Clip Available
Secures Relay to Socket.



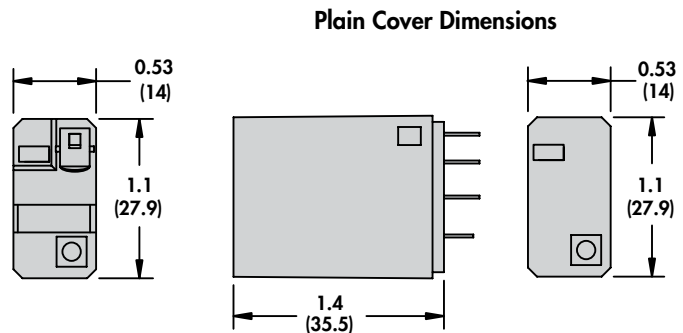
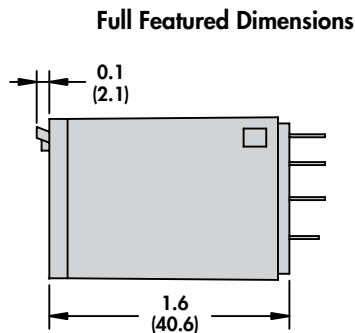
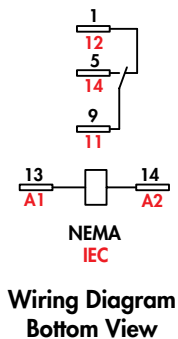
I.D. Tag/Write-On Plastic Label
Used to match wire identification tags with socket connections.



781 Ice Cube Relays/SPDT 3- 20 Amp Rating (DC & AC)



General Specifications		(UL 508)		781XAX	781XAX3
Contact Characteristics			Units	Standard	Low Level
Number and type of Contacts				SPDT	SPDT
Contact materials				Silver Alloy	Bifurcated Silver
Thermal (Carrying) Current			A	20	3
Maximum Switching Voltage			V	300	300
Switching Current @ Voltage			~ Resistive	20A @ 120V 50/60Hz	3A @ 240V 50/60Hz
			~ Resistive	20A @ 277V 50/60Hz	
			⋮ Resistive	20A @ 28V	
			HP	1/2 @ 120VAC	
			HP	1 @ 277 VAC	
			Pilot Duty	B300	
Minimum Switching Requirement			mA	100 @ 5VDC (.5W)	3 @ 17VDC (.04W)
Coil Characteristics					
Voltage Range			~ V	6...240	6...240
			⋮ V	6...125	6...125
Operating Range	% of Nominal		~	85% to 110%	85% to 110%
			⋮	80% to 110%	80% to 110%
Average consumption			~ VA	0.9	0.9
			⋮ W	0.7	0.7
Drop-out voltage threshold			~	15%	15%
			⋮	10%	10%
Performance Characteristics					
Electrical Life (UL508)	Operations @ Rated Current	(Resistive)		100,000	100,000
Mechanical Life	Unpowered			10,000,000	10,000,000
Operating time (response time)			ms	20	20
Dielectric strength	Between coil and contact	~	V(rms)	2500	2500
	Between poles	~	V(rms)	1500	1500
	Between contacts	~	V(rms)	1500	1500
Environment					
Product certifications	Standard version			UL, CSA, CE	UL, CSA, CE
Ambient air temperature around the device	Storage		°C	-40...+85	-40...+85
	Operation		°C	-40...+55	-40...+55
Vibration resistance	Operational		g-n	3, 10 - 55 Hz	3, 10 - 55 Hz
Shock resistance			g-n	10	10
Degree of protection				IP 40	IP 40
Weight			grams	29	29





Full Featured



Plain Cover

Standard Part Numbers

BOLD-FACED PART NUMBERS ARE NORMALLY STOCKED

Nominal Voltage	Coil Resistance	SPDT Part Number (Full-Featured) 20 Amp	SPDT Part Number (Plain Cover) 20 Amp	SPDT Part Number (Full-Featured) 3 Amp, Bifurcated
AC Operated				
6 VAC 50/60 Hz	12.2 Ohms	781XAXM4L-6A	781XAXC-6A	781XAX3M4L-6A
12 VAC 50/60 Hz	46 Ohms	781XAXM4L-12A	781XAXC-12A	781XAX3M4L-12A
24 VAC 50/60 Hz	180 Ohms	781XAXM4L-24A	781XAXC-24A	781XAX3M4L-24A
120 VAC 50/60 Hz	4430 Ohms	781XAXM4L-120A	781XAXC-120A	781XAX3M4L-120A
220-230 VAC 50/60 Hz	15000 Ohms	781XAXM4L-220/230A	781XAXC-220/230A	781XAX3M4L-220/230A
240 VAC 50/60 Hz	15720 Ohms	781XAXM4L-240A	781XAXC-240A	781XAX3M4L-240A
DC Operated				
6 VDC	47 Ohms	781XAXM4L-6D	781XAXC-6D	781XAX3M4L-6D
12 VDC	188 Ohms	781XAXM4L-12D	781XAXC-12D	781XAX3M4L-12D
24 VDC	750 Ohms	781XAXM4L-24D	781XAXC-24D	781XAX3M4L-24D
48 VDC	2600 Ohms	781XAXM4L-48D	781XAXC-48D	781XAX3M4L-48D
110-125 VDC	13800 Ohms	781XAXM4L-110/125D	781XAXC-110/125D	781XAX3M4L-110/125D

Custom Relay Part Number Builder

Series	Contact Configuration	Contact Material	Cover Options	Terminal Style	Feature Options	Coil Voltage
781	XAX	20 Amp Silver Alloy = No Code 3 Amp Bifurcated = 3	Full Feature = No Code Plain Cover = C	T Plug In = No Code PC terminal = T	M4L- Side Push Button = M Locking Push Button = M4 Bi-Polar LED = L	240A VAC = 6 - 240A VDC = 6 - 125D

For other mating sockets, see Section 2: 70-781F-1, 70-781T-1

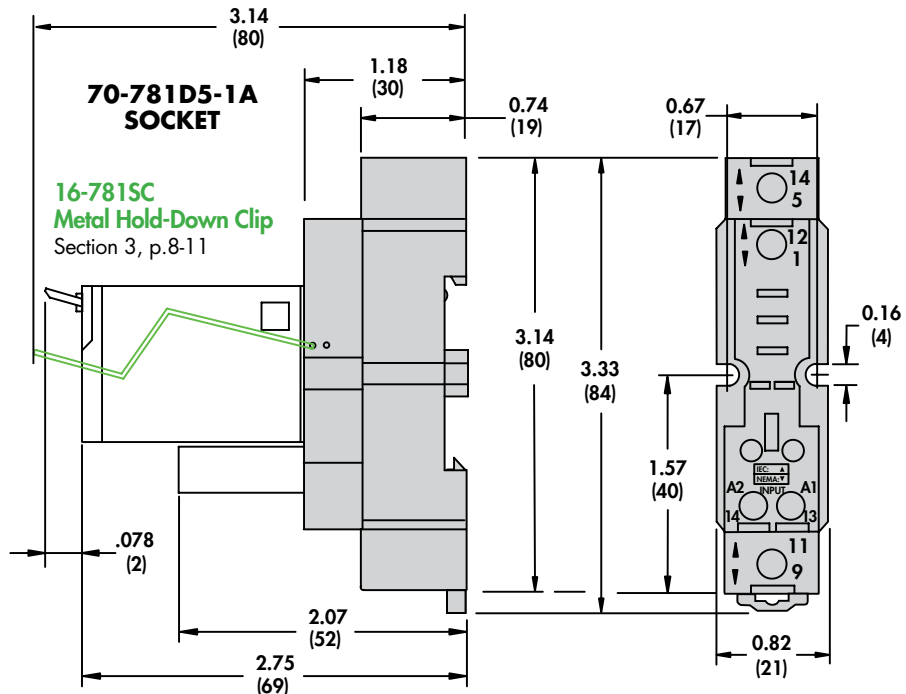
Relay Adapters




16-781C1
Section 3, p.14-16



16-781C
Section 3, p.14-16



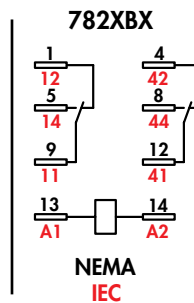
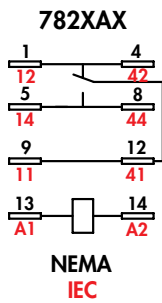
782 Ice Cube Relays/SPDT & DPDT, 15-20 Amp Rating



General Specifications

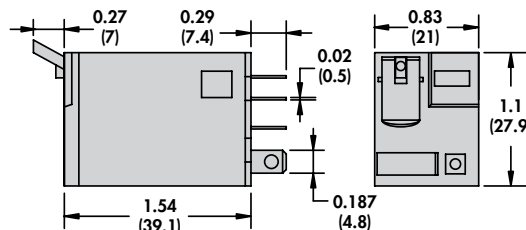
(UL 508)

Contact Characteristics		Units	782XAX	782XBX
Number and type of Contacts			SPDT	DPDT
Contact materials			Silver Alloy	Silver Alloy
Thermal (Carrying) Current		A	20	15
Maximum Switching Voltage		V	300	300
Switching Current @ Voltage	~	Resistive	20A @ 120V 50/60Hz	15A @ 120V 50/60Hz
	~	Resistive	20A @ 277V 50/60Hz	12A @ 277V 50/60Hz
	≡	Resistive	20A @ 28V	12A @ 28V
		HP	1/2 @ 120VAC	1/2 @ 120VAC
Minimum Switching Requirement		HP	1 @ 250 VAC	1 @ 250 VAC
		Pilot Duty	B300	B300
		mA	100 @ 5VDC (.5W)	100 @ 5VDC (.5W)
Coil Characteristics				
Voltage Range		~	V	6...240
		≡	V	6...125
Operating Range	% of Nominal	~		85% to 110%
		≡		80% to 110%
Average consumption		~	VA	1.2
		≡	W	0.9
Drop-out voltage threshold		~		15%
		≡		10%
Performance Characteristics				
Electrical Life (UL508)	Operations @ Rated Current	(Resistive)	100,000	100,000
Mechanical Life	Unpowered		10,000,000	10,000,000
Operating time (response time)		ms	20	20
Dielectric strength	Between coil and contact	~	V(rms)	2500
	Between poles	~	V(rms)	1500
	Between contacts	~	V(rms)	1500
Environment				
Product certifications	Standard version		UL, CSA, CE	UL, CSA, CE
Ambient air temperature around the device	Storage	°C	-40...+85	-40...+85
	Operation	°C	-40...+55	-40...+55
Vibration resistance	Operational	g-n	3, 10 - 55 Hz	3, 10 - 55 Hz
Shock resistance		g-n	10	10
Degree of protection			IP 40	IP 40
Weight		grams	36	36

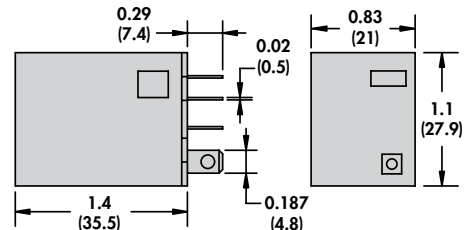



Wiring Diagram Bottom View

Full Featured Dimensions



Plain Cover Dimensions





Standard Part Numbers

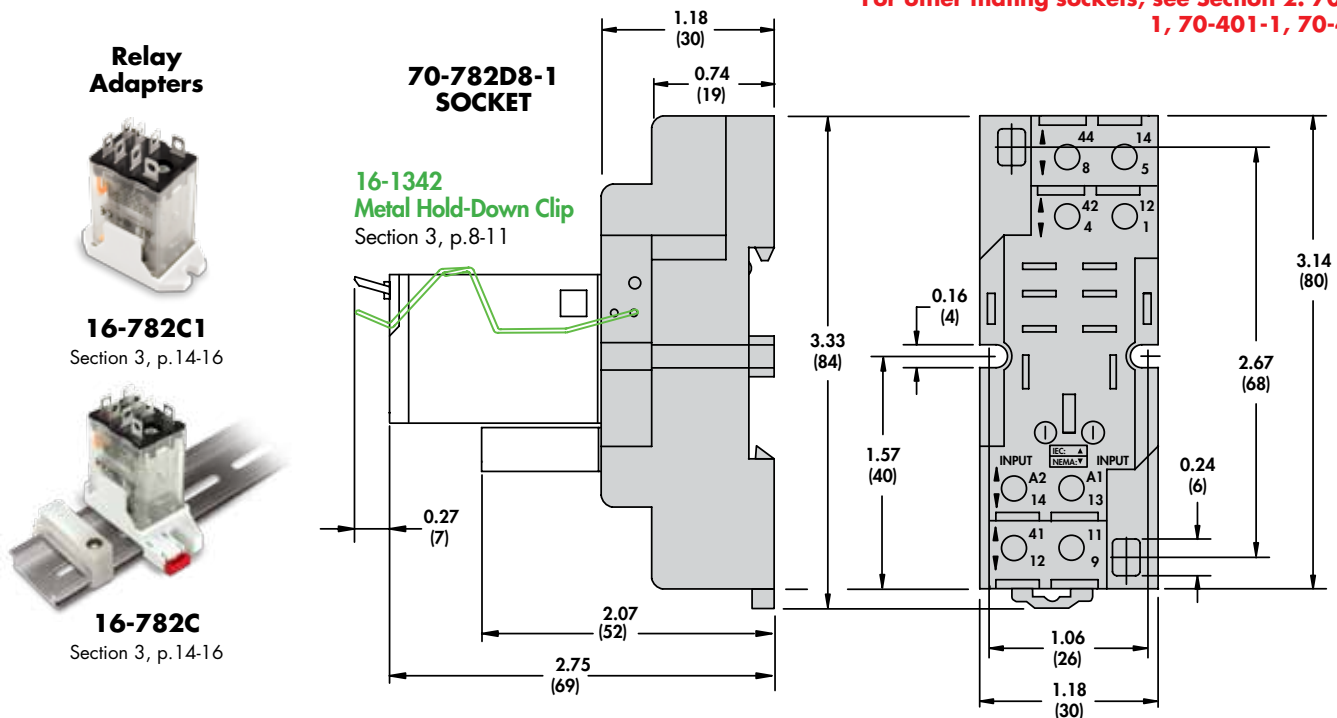
BOLD-FACED PART NUMBERS ARE NORMALLY STOCKED

Nominal Voltage	Coil Resistance	SPDT Part Number (Full Feature) 20 Amp	SPDT Part Number (Plain Cover) 20 Amp	DPDT Part Number (Full Feature) 20 Amp	DPDT Part Number (Plain Cover) 20 Amp
AC Operated					
6 VAC 50/60 Hz	9.6 Ohms	782XAXM4L-6A	782XAXC-6A	782XBXM4L-6A	782XBXC-6A
12 VAC 50/60 Hz	46 Ohms	782XAXM4L-12A	782XAXC-12A	782XBXM4L-12A	782XBXC-12A
24 VAC 50/60 Hz	180 Ohms	782XAXM4L-24A	782XAXC-24A	782XBXM4L-24A	782XBXC-24A
120 VAC 50/60 Hz	4430 Ohms	782XAXM4L-120A	782XAXC-120A	782XBXM4L-120A	782XBXC-120A
220-230 VAC 50/60 Hz	15000 Ohms	782XAXM4L-220/230A	782XAXC-220/230A	782XBXM4L-220/230A	782XBXC-220/230A
240 VAC 50/60 Hz	15720 Ohms	782XAXM4L-240A	782XAXC-240A	782XBXM4L-240A	782XBXC-240A
DC Operated					
6 VDC	40 Ohms	782XAXM4L-6D	782XAXC-6D	782XBXM4L-6D	782XBXC-6D
12 VDC	160 Ohms	782XAXM4L-12D	782XAXC-12D	782XBXM4L-12D	782XBXC-12D
24 VDC	650 Ohms	782XAXM4L-24D	782XAXC-24D	782XBXM4L-24D	782XBXC-24D
48 VDC	2600 Ohms	782XAXM4L-48D	782XAXC-48D	782XBXM4L-48D	782XBXC-48D
110-125 VDC	11000 Ohms	782XAXM4L-110/125D	782XAXC-110/125D	782XBXM4L-110/125D	782XBXC-110/125D



Custom Relay Part Number Builder

Series	Contact Configuration	Cover Options	Terminal Style	Feature Options	Coil Voltage
782	XAX = SPDT XBX = DPDT	Full Feature = No Code Plain Cover = C	Plug In = No Code PC terminal = T	Side Push Button = M Locking Push Button = M4 Bi-Polar LED = L	VAC = 6 - 240A VDC = 6 - 125D

For other mating sockets, see Section 2: 70-459-1, 70-401-1, 70-402-1

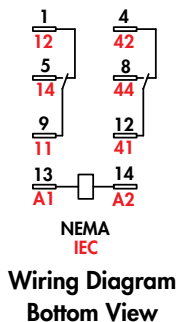


782 Ice Cube Relays/DPDT, 3-10 Amp Rating (DC & AC)

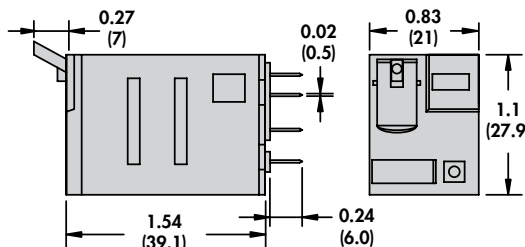


General Specifications		(UL 508)	782XBX1	782XBX2	782XBX3
Contact Characteristics			Low Level	Standard	Low Level
Number and type of Contacts			DPDT	DPDT	DPDT
Contact materials			Fine Silver, Gold Diffused	Silver Alloy	Bifurcated
Thermal (Carrying) Current		A	3	10	3
Maximum Switching Voltage		V	240	300	240
Switching Current @ Voltage		~ Resistive	3A @120V 50/60Hz	10A @120V 50/60Hz	3A @120V 50/60Hz
		~ Resistive	3A @240V 50/60Hz	8A @277V 50/60Hz	3A @240V 50/60Hz
		≡ Resistive	3A @28V	8A @28V	3A @30V
		HP	1/10 @120VAC	1/3 @120VAC	1/16 @120VAC
		HP	1/10 @240 VAC	1 @277 VAC	
		Pilof Duty	C300	B300	
Minimum Switching Requirement		mA	3 @17VDC (.04W)	100 @5VDC (.5W)	3 @17VDC (.04W)
Coil Characteristics					
Voltage Range		~ V	6...240	6...240	6...240
		≡ V	6...125	6...125	6...125
Operating Range	% of Nominal		85% to 100%	85% to 100%	85% to 100%
			80% to 100%	80% to 100%	80% to 100%
Average consumption		~ VA	1.2	1.2	1.2
		≡ W	0.9	0.9	0.9
Drop-out voltage threshold		~	15%	15%	15%
		≡	10%	10%	10%
Performance Characteristics					
Electrical Life (UL508)	Operations @ Rated Current	(Resistive)	200,000	200,000	100,000
Mechanical Life	Unpowered		10,000,000	10,000,000	10,000,000
Operating time (response time)		ms	20	20	20
Dielectric strength	Between coil and contact	~ V(rms)	1500	1500	1500
	Between poles	~ V(rms)	1500	1500	1500
	Between contacts	~ V(rms)	1500	1500	1500
Environment					
Product certifications	Standard version		UL, CSA, CE	UL, CSA, CE	UL, CSA, CE
Ambient air temperature around the device	Storage	°C	-40...+85	-40...+85	-40...+85
	Operation	°C	-40...+55	-40...+55	-40...+55
Vibration resistance	Operational	g-n	3, 10 - 55 Hz	3, 10 - 55 Hz	3, 10 - 55 Hz
Shock resistance		g-n	10	10	10
Degree of protection			IP 40	IP 40	IP 40
Weight		grams	36	36	36

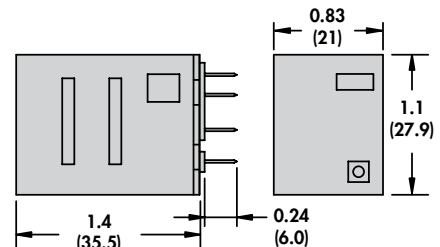
782XBX1, 2, 3



Full Featured Dimensions



Plain Cover Dimensions





Full Featured

NEW
NEW
NEW
NEW
NEW



Plain Cover

Standard Part Numbers

BOLD-FACED PART NUMBERS ARE NORMALLY STOCKED

Nominal Voltage	Coil Resistance	DPDT Part Number (Full Feature) 10 Amp	DPDT Part Number (Plain Cover) 10 Amp	DPDT Part Number (Full Feature) 3 Amp, Bifurcated
AC Operated				
6 VAC 50/60 Hz	9.6 Ohms	782XBX2M4L-6A	782XBX2C-6A	782XBX3M4L-6A
12 VAC 50/60 Hz	46 Ohms	782XBX2M4L-12A	782XBX2C-12A	782XBX3M4L-12A
24 VAC 50/60 Hz	180 Ohms	782XBX2M4L-24A	782XBX2C-24A	782XBX3M4L-24A
120 VAC 50/60 Hz	4430 Ohms	782XBX2M4L-120A	782XBX2C-120A	782XBX3M4L-120A
220-230 VAC 50/60 Hz	15000 Ohms	782XBX2M4L-220/230A	782XBX2C-220/230A	782XBX3M4L-220/230A
240 VAC 50/60 Hz	15720 Ohms	782XBX2M4L-240A	782XBX2C-240A	782XBX3M4L-240A
DC Operated				
6 VDC	40 Ohms	782XBX2M4L-6D	782XBX2C-6D	782XBX3M4L-6D
12 VDC	160 Ohms	782XBX2M4L-12D	782XBX2C-12D	782XBX3M4L-12D
24 VDC	650 Ohms	782XBX2M4L-24D	782XBX2C-24D	782XBX3M4L-24D
48 VDC	2600 Ohms	782XBX2M4L-48D	782XBX2C-48D	782XBX3M4L-48D
110-125 VDC	11000 Ohms	782XBX2M4L-110/125D	782XBX2C-110/125D	782XBX3M4L-110/125D

Custom Relay Part Number Builder

Series	Contact Config.	Contact Code	Cover Options	Terminal Style	Feature Options	Coil Voltage
782	XBX	1	C	T	M4L-	240A
782	XBX = DPDT	3 Amp Fine Silver, Gold Diffused = 1 10 Amp Silver Alloy = 2 3 Amp Bifurcated = 3	Full Feature = No Code Plain Cover = C	Plug In = No Code PC terminal = T	Side Push Button = M Locking Push Button = M4 Bi-Polar LED = L	VAC = 6 - 240A VDC = 6 - 125D

Relay Adapters



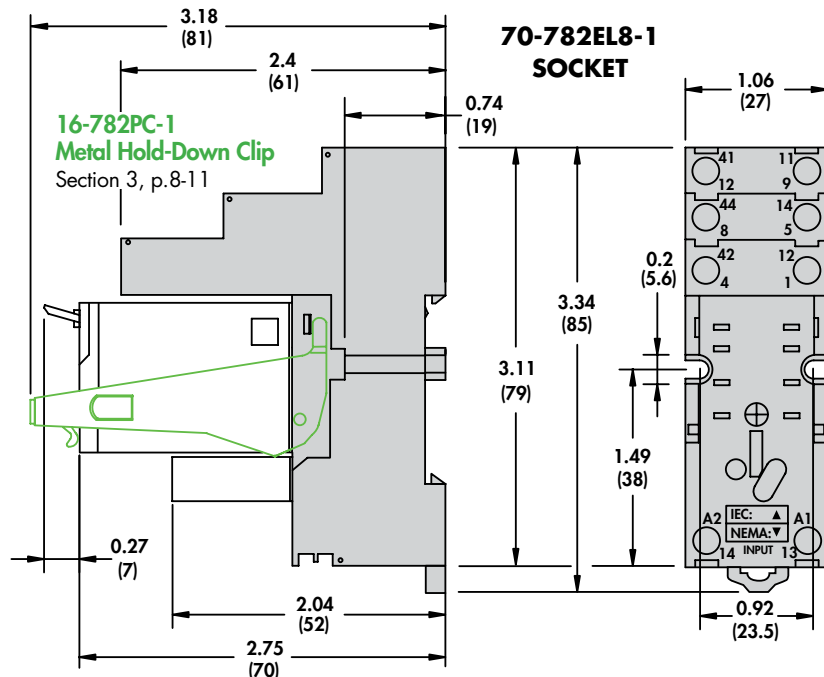
16-782C1

Section 3, p.14-16




16-782C

Section 3, p.14-16



782 Ice Cube Relays/3PDT, 3-10 Amp Rating (DC & AC)



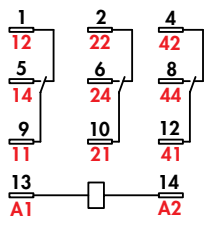
General Specifications

(UL 508)

782XCX2

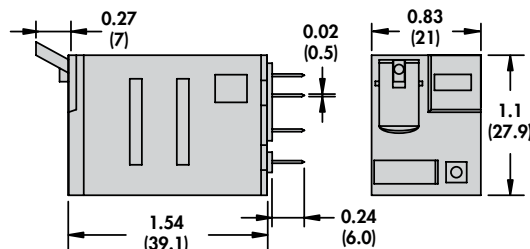
Contact Characteristics		Units	Standard
Number and type of Contacts			3PDT
Contact materials			Silver Alloy
Thermal (Carrying) Current		A	10
Maximum Switching Voltage		V	300
Switching Current @ Voltage	~	Resistive	10A @ 120V 50/60Hz
	~	Resistive	8A @ 277V 50/60Hz
	~	Resistive	8A @ 28V
	~	HP	1/3 @ 120VAC
	~	HP	1 @ 277 VAC
Minimum Switching Requirement		Pilot Duty	B300
		mA	100 @ 5VDC (.5W)
Coil Characteristics			
Voltage Range	~	V	6...240
	~	V	6...125
Operating Range	% of Nominal	~	85% to 110%
		~	80% to 110%
Average consumption		VA	1.2
Drop-out voltage threshold		W	0.9
		~	15%
		~	10%
Performance Characteristics			
Electrical Life (UL508)	Operations @ Rated Current	(Resistive)	200,000
Mechanical Life	Unpowered		10,000,000
Operating time (response time)		ms	20
Dielectric strength	Between coil and contact	~	V(rms) 1500
	Between poles	~	V(rms) 1500
	Between contacts	~	V(rms) 1500
Environment			
Product certifications	Standard version		UL, CSA, CE
Ambient air temperature around the device	Storage	°C	-40...+85
	Operation	°C	-40...+55
Vibration resistance	Operational	g-n	3, 10 - 55 Hz
Shock resistance		g-n	10
Degree of protection			IP 40
Weight		grams	36

782XCX2

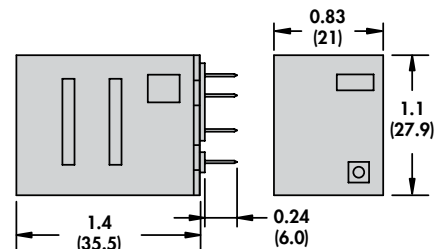


Wiring Diagram
Bottom View

Full Featured Dimensions



Plain Cover Dimensions





Full Featured

NEW
NEW
NEW
NEW
NEW



Plain Cover

Standard Part Numbers

BOLD-FACED PART NUMBERS ARE NORMALLY STOCKED

Nominal Voltage	Coil Resistance	3PDT Part Number (Full Feature) 10 Amp	3PDT Part Number (Plain Cover) 10 Amp
AC Operated			
6 VAC 50/60 Hz	9.6 Ohms	782XCX2M4L-6A	782XCX2C-6A
12 VAC 50/60 Hz	46 Ohms	782XCX2M4L-12A	782XCX2C-12A
24 VAC 50/60 Hz	180 Ohms	782XCX2M4L-24A	782XCX2C-24A
120 VAC 50/60 Hz	4430 Ohms	782XCX2M4L-120A	782XCX2C-120A
220-230 VAC 50/60 Hz	15000 Ohms	782XCX2M4L-220/230A	782XCX2C-220/230A
240 VAC 50/60 Hz	15720 Ohms	782XCX2M4L-240A	782XCX2C-240A
DC Operated			
6 VDC	40 Ohms	782XCX2M4L-6D	782XCX2C-6D
12 VDC	160 Ohms	782XCX2M4L-12D	782XCX2C-12D
24 VDC	650 Ohms	782XCX2M4L-24D	782XCX2C-24D
48 VDC	2600 Ohms	782XCX2M4L-48D	782XCX2C-48D
110-125 VDC	11000 Ohms	782XCX2M4L-110/125D	782XCX2C-110/125D

Custom Relay Part Number Builder

Series	Contact Config.	Contact Code	Cover Options	Terminal Style	Feature Options	Coil Voltage
782	XCX	2	C	T	M4L-	240A
782	XCX = 3PDT	10 Amp Silver Alloy = 2	Full Feature = No Code Plain Cover = C	Plug In = No Code PC terminal = T	Side Push Button = M Locking Push Button = M4 Bi-Polar LED = L	VAC = 6 - 240A VDC = 6 - 125D

Relay Adapters

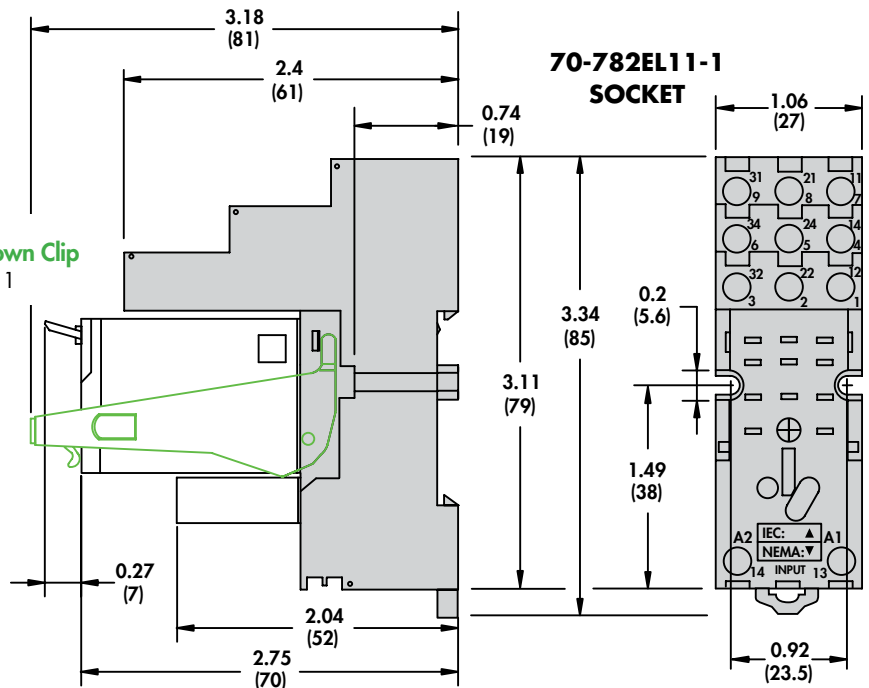


16-782PC-1
Metal Hold-Down Clip
Section 3, p.8-11



16-782C1
Section 3, p.14-16



16-782C
Section 3, p.14-16

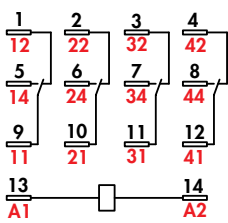


782 Ice Cube Relays/4PDT, 3-10 Amp Rating (DC & AC)



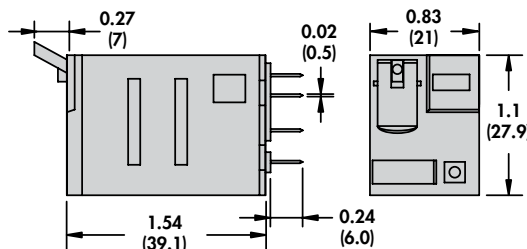
General Specifications		(UL 508)	782XDX1	782XDX2	782XDX3	
Contact Characteristics			Units	Low Level	Standard	Low Level
Number and type of Contacts				4PDT	4PDT	4PDT
Contact materials			Fine Silver, Gold Diffused	Silver Alloy	Bifurcated	
Thermal (Carrying) Current		A	3	10	3	
Maximum Switching Voltage		V	240	300	240	
Switching Current @ Voltage	~	Resistive	3A @120V 50/60Hz	10A @120V 50/60Hz	3A @120V 50/60Hz	
	~	Resistive	3A @240V 50/60Hz	8A @277V 50/60Hz	3A @240V 50/60Hz	
	~	Resistive	3A @30V	8A @28V	3A @30V	
		HP	1/10 @120VAC	1/3 @120VAC	1/16 @120VAC	
		HP	1/10 @240VAC	1 @277 VAC		
		Pilot Duty	C300	B300		
Minimum Switching Requirement		mA	3 @17VDC (.04W)	100 @5VDC (.5W)	3 @17VDC (.04W)	
Coil Characteristics						
Voltage Range	~	V	6...240	6...240	6...240	
	~	V	6...125	6...125	6...125	
Operating Range	% of Nominal	~	85% to 110%	85% to 110%	85% to 110%	
		~	80% to 110%	80% to 110%	80% to 110%	
Average consumption	~	VA	1.2	1.2	1.2	
	~	W	0.9	0.9	0.9	
Drop-out voltage threshold	~		15%	15%	15%	
	~		10%	10%	10%	
Performance Characteristics						
Electrical Life (UL508)	Operations @ Rated Current	(Resistive)	200,000	200,000	200,000	
Mechanical Life	Unpowered		10,000,000	10,000,000	10,000,000	
Operating time (response time)		ms	20	20	20	
Dielectric strength	Between coil and contact	~	V(rms)	1500	1500	1500
	Between poles	~	V(rms)	1500	1500	1500
	Between contacts	~	V(rms)	1500	1500	1500
Environment						
Product certifications	Standard version		UL, CSA, CE	UL, CSA, CE	UL, CSA, CE	
Ambient air temperature around the device	Storage	°C	-40...+85	-40...+85	-40...+85	
	Operation	°C	-40...+55	-40...+55	-40...+55	
Vibration resistance	Operational	g-n	3, 10 - 55 Hz	3, 10 - 55 Hz	3, 10 - 55 Hz	
Shock resistance		g-n	10	10	10	
Degree of protection			IP 40	IP 40	IP 40	
Weight		grams	36	36	36	

782XDX1, 2, 3

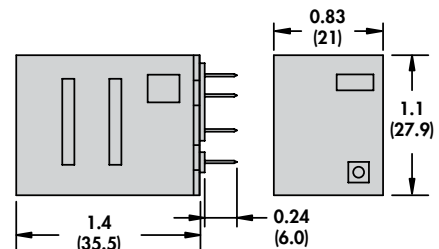


NEMA IEC
Wiring Diagram
Bottom View

Full Featured Dimensions



Plain Cover Dimensions





Full Featured



Plain Cover

Standard Part Numbers

BOLD-FACED PART NUMBERS ARE NORMALLY STOCKED

Nominal Voltage	Coil Resistance	4PDT Part Number (Full Feature) 10 Amp	4PDT Part Number (Plain Cover) 10 Amp	4PDT Part Number (Full Feature) 3 Amp, Bi-Furcated
AC Operated				
6 VAC 50/60 Hz	9.6 Ohms	782XDX2M4L-6A	782XDX2C-6A	782XDX3M4L-6A
12 VAC 50/60 Hz	46 Ohms	782XDX2M4L-12A	782XDX2C-12A	782XDX3M4L-12A
24 VAC 50/60 Hz	180 Ohms	782XDX2M4L-24A	782XDX2C-24A	782XDX3M4L-24A
120 VAC 50/60 Hz	4430 Ohms	782XDX2M4L-120A	782XDX2C-120A	782XDX3M4L-120A
220-230 VAC 50/60 Hz	15000 Ohms	782XDX2M4L-220/230A	782XDX2C-220/230A	782XDX3M4L-220/230A
240 VAC 50/60 Hz	15720 Ohms	782XDX2M4L-240A	782XDX2C-240A	782XDX3M4L-240A
DC Operated				
6 VDC	40 Ohms	782XDX2M4L-6D	782XDX2C-6D	782XDX3M4L-6D
12 VDC	160 Ohms	782XDX2M4L-12D	782XDX2C-12D	782XDX3M4L-12D
24 VDC	650 Ohms	782XDX2M4L-24D	782XDX2C-24D	782XDX3M4L-24D
48 VDC	2600 Ohms	782XDX2M4L-48D	782XDX2C-48D	782XDX3M4L-48D
110-125 VDC	11000 Ohms	782XDX2M4L-110/125D	782XDX2C-110/125D	782XDX3M4L-110/125D

Custom Relay Part Number Builder

Series	Contact Config.	Contact Code	Cover Options	Terminal Style	Feature Options	Coil Voltage
782	XDX = 4PDT	3 Amp Fine Silver, Gold Diffused = 1 10 Amp Silver Alloy = 2 3 Amp Bifurcated = 3	Full Feature = No Code Plain Cover = C	Plug In = No Code PC terminal = T	Side Push Button = M Locking Push Button = M4 Bi-Polar LED = L	VAC = 6 - 240A VDC = 6 - 125D

For other mating sockets, see Section 2: 70-782EL14-1, 70-782E14-1, 70-461-1, 70-378-1, 70-379-1

Relay Adapters



16-782C1

Section 3, p.14-16

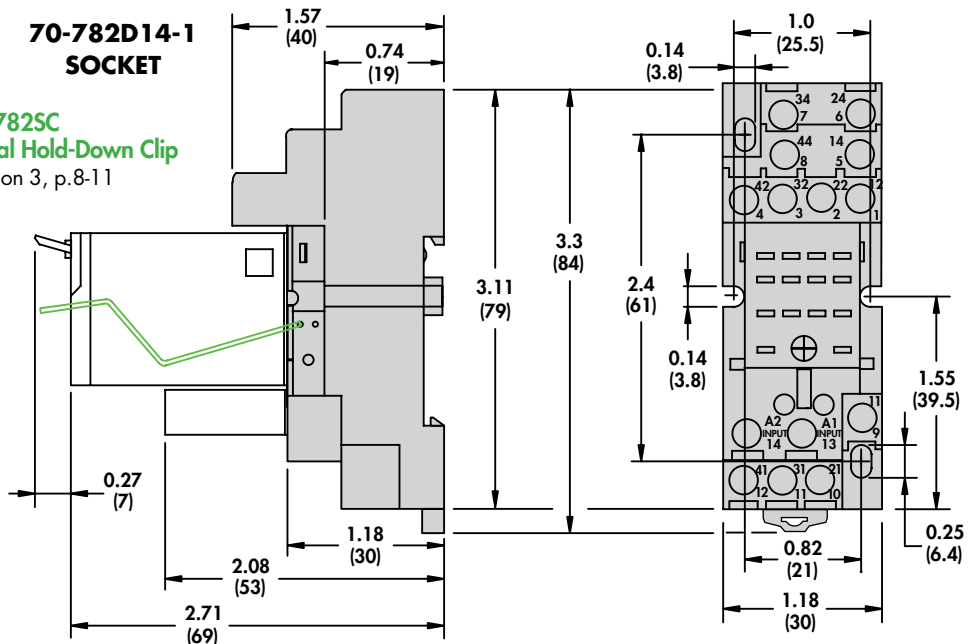


16-782C


Section 3, p.14-16

70-782D14-1
SOCKET

16-782SC
Metal Hold-Down Clip
Section 3, p.8-11



783 Ice Cube Relays/3PDT, 15 Amp Rating (DC & AC)



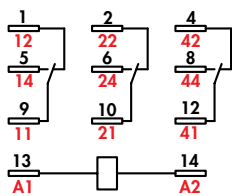
General Specifications (UL 508)

Contact Characteristics		Units	783XCX
Number and type of Contacts			3PDT
Contact materials			Silver Alloy
Thermal (Carrying) Current		A	15
Maximum Switching Voltage		V	300
Switching Current @ Voltage	~	Resistive	15A @ 120V 50/60Hz
	~	Resistive	12A @ 277V 50/60Hz
	⋮	Resistive	12A @ 28V
	~	HP	1/2 @ 120VAC
	~	HP	3/4 @ 250 VAC
Minimum Switching Requirement		Pilot Duty	B300
		mA	100 @ 5VDC (.5W)
Coil Characteristics			
Voltage Range	~	V	6...240
	⋮	V	6...125
Operating Range	~	% of Nominal	85% to 110%
	⋮	% of Nominal	80% to 110%
Average consumption	~	VA	1.5
Drop-out voltage threshold	⋮	W	1.4
	~		15%
	⋮		10%
Performance Characteristics			
Electrical Life (UL508)	Operations @ Rated Current	(Resistive)	200,000
Mechanical Life	Unpowered		10,000,000
Operating time (response time)		ms	20
Dielectric strength	Between coil and contact	~	V(rms) 2500
	Between poles	~	V(rms) 2500
	Between contacts	~	V(rms) 1500
Environment			
Product certifications	Standard version		UL, CSA, CE
Ambient air temperature around the device	Storage	°C	-40...+85
	Operation	°C	-40...+55
Vibration resistance	Operational	g-n	3, 10 - 55 Hz
Shock resistance		g-n	10
Degree of protection			IP 40
Weight		grams	60

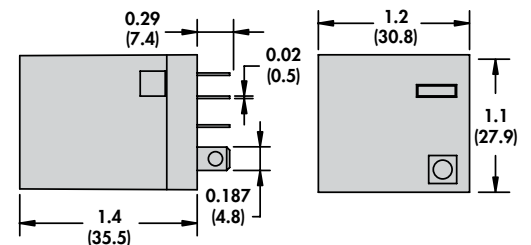
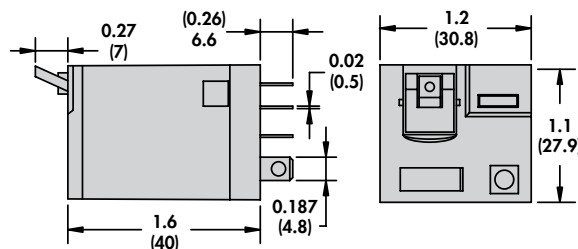
783XCX

Full Featured Dimensions

Plain Cover Dimensions



Wiring Diagram Bottom View





Full Featured



Plain Cover

Standard Part Numbers

BOLD-FACED PART NUMBERS ARE NORMALLY STOCKED

Nominal Voltage	Coil Resistance	3PDT Part Number (Full Feature) 15 Amp	3PDT Part Number (Plain Cover) 15 Amp
AC Operated			
6 VAC 50/60 Hz	6 Ohms	783XCXM4L-6A	783XCXC-6A
12 VAC 50/60 Hz	25.3 Ohms	783XCXM4L-12A	783XCXC-12A
24 VAC 50/60 Hz	103 Ohms	783XCXM4L-24A	783XCXC-24A
120 VAC 50/60 Hz	2770 Ohms	783XCXM4L-120A	783XCXC-120A
220-230 VAC 50/60 Hz	10800 Ohms	783XCXM4L-220/230A	783XCXC-220/230A
240 VAC 50/60 Hz	12100 Ohms	783XCXM4L-240A	783XCXC-240A
DC Operated			
6 VDC	25 Ohms	783XCXM4L-6D	783XCXC-6D
12 VDC	100 Ohms	783XCXM4L-12D	783XCXC-12D
24 VDC	400 Ohms	783XCXM4L-24D	783XCXC-24D
48 VDC	1600 Ohms	783XCXM4L-48D	783XCXC-48D
110-125 VDC	8600 Ohms	783XCXM4L-110/125D	783XCXC-110/125D

Custom Relay Part Number Builder

Series	Contact Configuration	Cover Options	Terminal Style	Feature Options	Coil Voltage
783	XCX	Full Feature = No Code Plain Cover = C	Plug In = No Code PC terminal = T	Side Push Button = M Locking Push Button = M4 Bi-Polar LED = L	240A VAC = 6 - 240A VDC = 6 - 125D

Relay Adapters



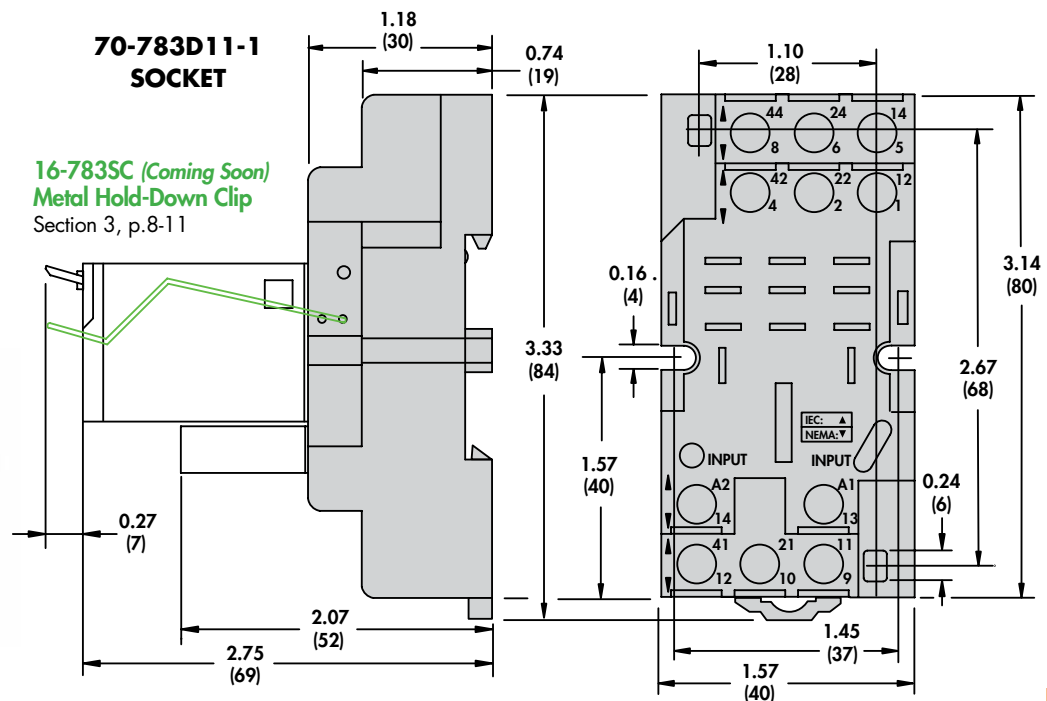
16-783C1

Section 3, p.14-16





16-783C

Section 3, p.14-16



16-783SC (Coming Soon)
Metal Hold-Down Clip
Section 3, p.8-11

784 Ice Cube Relays/4PDT, 15 Amp Rating (DC & AC)

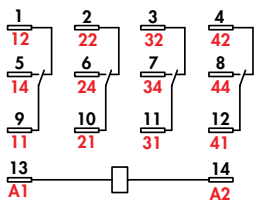


General Specifications

(UL 508)

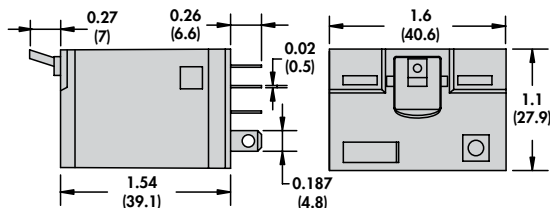
Contact Characteristics		Units	784XDX
Number and type of Contacts			4PDT
Contact materials			Silver Alloy
Thermal (Carrying) Current		A	15
Maximum Switching Voltage		V	300
Switching Current @ Voltage	~	Resistive	15A @ 120V 50/60Hz
	~	Resistive	12A @ 277V 50/60Hz
	≡	Resistive	12A @ 28V
	≡	HP	1/2 @ 120VAC
	≡	HP	3/4 @ 250 VAC
Minimum Switching Requirement		Pilot Duty	B300
		mA	100 @ 5VDC (.5W)
Coil Characteristics			
Voltage Range		~	V
		≡	V
Operating Range	% of Nominal	~	85% to 110%
		≡	80% to 110%
Average consumption		~	VA
		≡	W
Drop-out voltage threshold		~	15%
		≡	10%
Performance Characteristics			
Electrical Life (UL508)	Operations @ Rated Current	(Resistive)	200,000
Mechanical Life	Unpowered		10,000,000
Operating time (response time)		ms	20
Dielectric strength	Between coil and contact	~	V(rms)
	Between poles	~	V(rms)
	Between contacts	~	V(rms)
Environment			
Product certifications	Standard version		UL, CSA, CE
Ambient air temperature around the device	Storage	°C	-40...+85
	Operation	°C	-40...+55
Vibration resistance	Operational	g-n	3, 10 - 55 Hz
Shock resistance		g-n	10
Degree of protection			IP 40
Weight		grams	80

784XDX

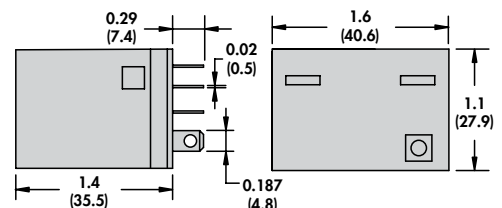


Wiring Diagram
Bottom View

Full Featured Dimensions



Plain Cover Dimensions





Full Featured



Plain Cover

Standard Part Numbers

BOLD-FACED PART NUMBERS ARE NORMALLY STOCKED

Nominal Voltage	Coil Resistance	4PDT Part Number (Full Feature) 15 Amp	4PDT Part Number (Plain Cover) 15 Amp
AC Operated			
6 VAC 50/60 Hz	5.4 Ohms	784XDXM4L-6A	784XDXC-6A
12 VAC 50/60 Hz	21.2 Ohms	784XDXM4L-12A	784XDXC-12A
24 VAC 50/60 Hz	84.5 Ohms	784XDXM4L-24A	784XDXC-24A
120 VAC 50/60 Hz	2220 Ohms	784XDXM4L-120A	784XDXC-120A
220-230 VAC 50/60 Hz	7360 Ohms	784XDXM4L-220/230A	784XDXC-220/230A
240 VAC 50/60 Hz	9120 Ohms	784XDXM4L-240A	784XDXC-240A
DC Operated			
6 VDC	24 Ohms	784XDXM4L-6D	784XDXC-6D
12 VDC	96 Ohms	784XDXM4L-12D	784XDXC-12D
24 VDC	388 Ohms	784XDXM4L-24D	784XDXC-24D
48 VDC	1550 Ohms	784XDXM4L-48D	784XDXC-48D
110-125 VDC	7340 Ohms	784XDXM4L-110/125D	784XDXC-110/125D

Custom Relay Part Number Builder

Series	Contact Configuration	Cover Options	Terminal Style	Feature Options	Coil Voltage
784	XDX		T	M4L-	240A
784	XDX = 4PDT	Full Feature = No Code Plain Cover = C	Plug In = No Code PC terminal = T	Side Push Button = M Locking Push Button = M4 Bi-Polar LED = L	VAC = 6 - 240A VDC = 6 - 125D

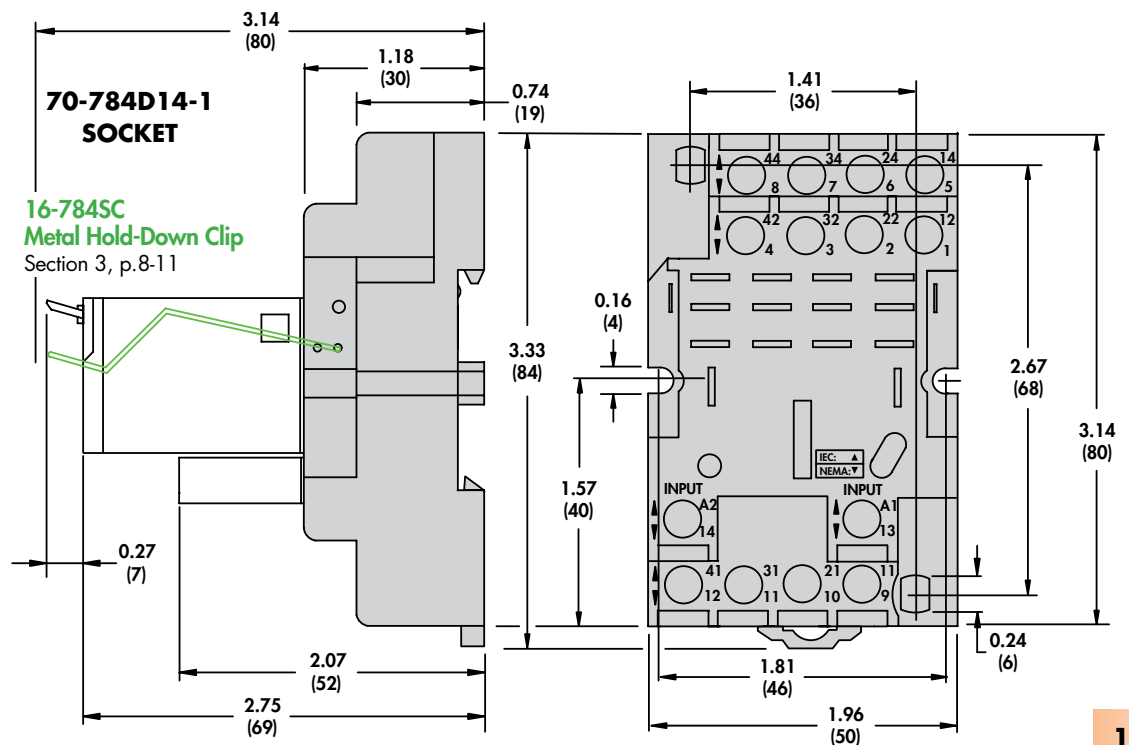
Relay Adapters





16-784C1
Section 3, p.14-16



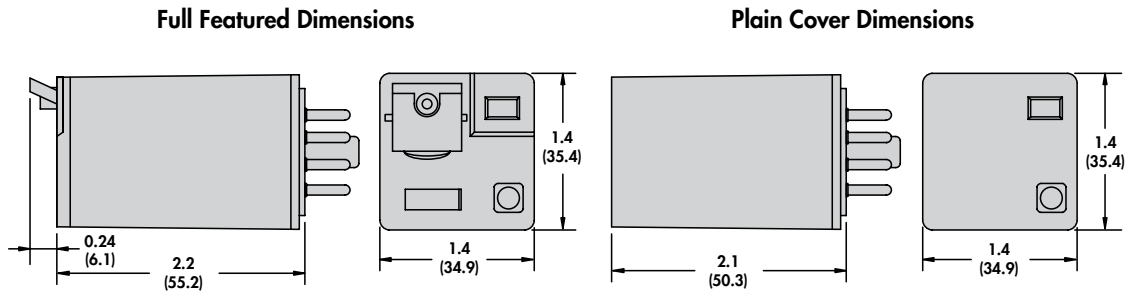
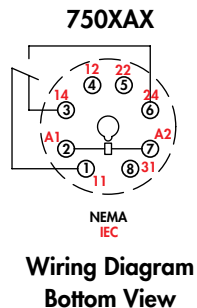
16-784C
Section 3, p.14-16



750 Octal Relays, 8-Pin/SPDT, 16 Amp Rating (DC & AC)



General Specifications		(UL 508)		750XAX
Contact Characteristics			Units	Standard
Number and type of Contacts				SPDT
Contact materials				Silver Alloy
Thermal (Carrying) Current			A	16
Maximum Switching Voltage			V	300
Switching Current @ Voltage		~	Resistive	16A @ 277V 50/60Hz
		~	Resistive	16A @ 120V 50/60Hz
		≡	Resistive	16A @ 28V
			HP	1/3 @ 120VAC
			HP	1/2 @ 240 VAC
			Pilot Duty	B300
Minimum Switching Requirement			mA	100 @ 5VDC (.5W)
Coil Characteristics				
Voltage Range		~	V	6...240
		≡	V	6...125
Operating Range		~		85% to 110%
		≡		80% to 110%
Average consumption	% of Nominal	~	VA	3
		≡	W	1.4
Drop-out voltage threshold		~		15%
		≡		10%
Performance Characteristics				
Electrical Life (UL508)	Operations @ Rated Current		(Resistive)	100,000
Mechanical Life	Unpowered			5,000,000
Operating time (response time)			ms	20
Dielectric strength	Between coil and contact	~	Vrms	1500
	Between poles	~	Vrms	1500
	Between contacts	~	Vrms	1500
Environment				
Product certifications	Standard version			UL, CSA, CE
Ambient air temperature around the device	Storage		°C	-40...+85
	Operation		°C	-40...+55
Vibration resistance	Operational		g-n	3, 10 - 55 Hz
Shock resistance			g-n	10
Degree of protection				IP 40
Weight			grams	89





Full Featured



Plain Cover

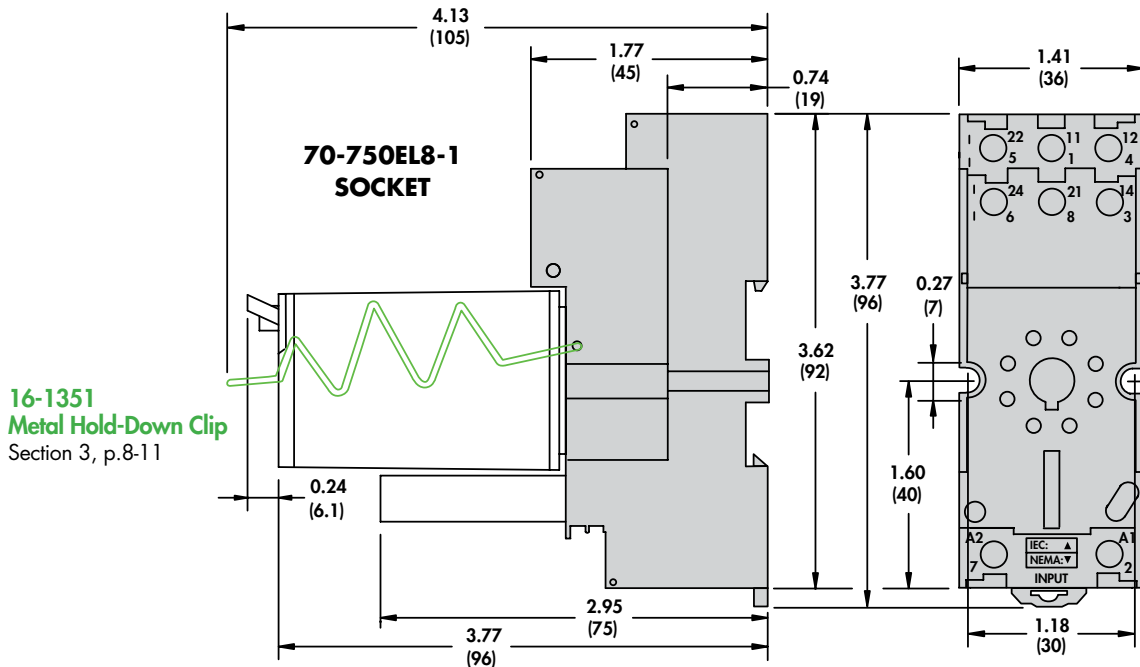
Standard Part Numbers

Nominal Voltage	Coil Resistance	SPDT Part Number (Full Feature) 16 Amp	SPDT Part Number (Plain Cover) 16 Amp
AC Operated			
6 VAC 50/60 Hz	4.2 Ohms	750AXM4L-6A	750XAXC-6A
12 VAC 50/60 Hz	18 Ohms	750AXM4L-12A	750XAXC-12A
24 VAC 50/60 Hz	72 Ohms	750AXM4L-24A	750XAXC-24A
120 VAC 50/60 Hz	1700 Ohms	750AXM4L-120A	750XAXC-120A
220-240 VAC 50/60 Hz	7200 Ohms	750AXM4L-220/240A	750XAXC-220/240A
DC Operated			
6 VDC	32 Ohms	750AXM4L-6D	750XAXC-6D
12 VDC	120 Ohms	750AXM4L-12D	750XAXC-12D
24 VDC	470 Ohms	750AXM4L-24D	750XAXC-24D
48 VDC	1800 Ohms	750AXM4L-48D	750XAXC-48D
110-125 VDC	10000 Ohms	750AXM4L-110/125D	750XAXC-110/125D


Custom Relay Part Number Builder

Series	Contact Configuration	Contact Code	Cover Options	Feature Options	Coil Voltage
750	XAX	16 Amp Silver Alloy = No Code	Full Feature = No Code Plain Cover = C	Side Push Button = M Locking Push Button = M4 Bi-Polar LED = L	VAC = 6 - 240A VDC = 6 - 125D

For other mating sockets, see Section 2: 70-750E8-1, 70-750DL8-1, 70-464-1, 70-169-1



750 Octal Relays, 8-Pin/DPDT, 16 Amp Rating (DC & AC)



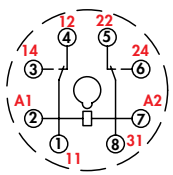
General Specifications

(UL 508)

750XBX

Contact Characteristics		Units	Standard
Number and type of Contacts			DPDT
Contact materials			Silver Alloy
Thermal (Carrying) Current		A	16
Maximum Switching Voltage		V	300
Switching Current @ Voltage	~	Resistive	16A @ 277V 50/60Hz
	~	Resistive	16A @ 120V 50/60Hz
	∴	Resistive	16A @ 28V
		HP	1/3 @ 120VAC
		HP	1/2 @ 240 VAC
		Pilot Duty	B300
Current rating with magnetic blowout - Code 69	∴	A	3 @ 150VDC
Minimum Switching Requirement		mA	100 @ 5VDC (.5W)
Coil Characteristics			
Voltage Range	~	V	6...240
	∴	V	6...125
Operating Range	% of Nominal	~	85% to 110%
		∴	80% to 110%
Average consumption	~	VA	3
	∴	W	1.4
Drop-out voltage threshold	~		15%
	∴		10%
Performance Characteristics			
Electrical Life (UL508)	Operations @ Rated Current	(Resistive)	100,000
Mechanical Life	Unpowered		5,000,000
Operating time (response time)		ms	20
Dielectric strength	Between coil and contact	~	Vrms 1500
	Between poles	~	Vrms 1500
	Between contacts	~	Vrms 1500
Environment			
Product certifications	Standard version		UL, CSA, CE
Ambient air temperature around the device	Storage	°C	-40...+85
	Operation	°C	-40...+55
Vibration resistance	Operational	g-n	3, 10 - 55 Hz
Shock resistance		g-n	10
Degree of protection			IP 40
Weight		grams	89

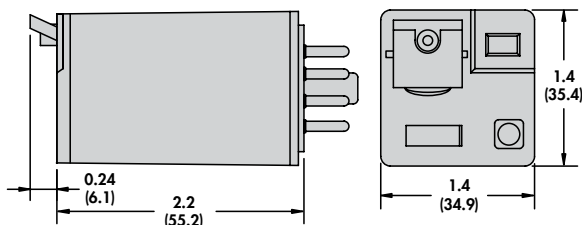
750XBX



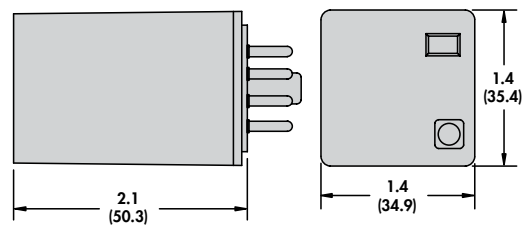
NEMA IEC

Wiring Diagram Bottom View

Full Featured Dimensions



Plain Cover Dimensions





Full Featured



Plain Cover

Standard Part Numbers

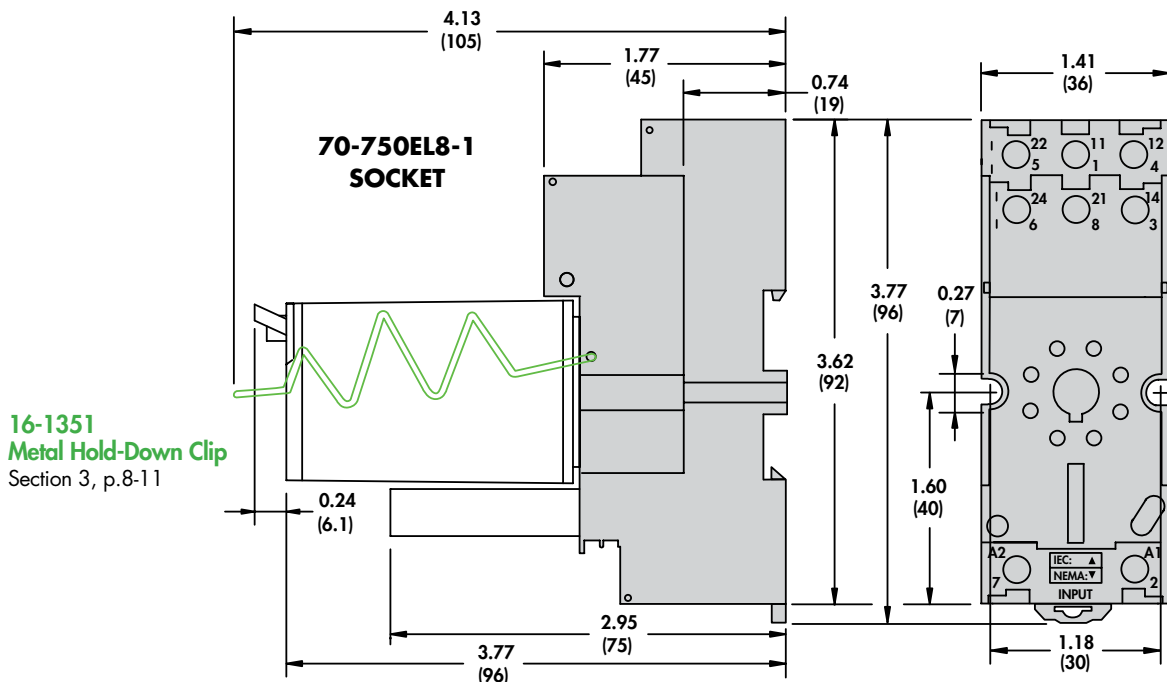
BOLD-FACED PART NUMBERS ARE NORMALLY STOCKED

Nominal Voltage	Coil Resistance	DPDT Part Number (Full Feature) 16 Amp	DPDT Part Number (Plain Cover) 16 Amp
AC Operated			
6 VAC 50/60 Hz	4.2 Ohms	750BXM4L-6A	750BXC-6A
12 VAC 50/60 Hz	18 Ohms	750BXM4L-12A	750BXC-12A
24 VAC 50/60 Hz	72 Ohms	750BXM4L-24A	750BXC-24A
120 VAC 50/60 Hz	1700 Ohms	750BXM4L-120A	750BXC-120A
220-240 VAC 50/60 Hz	7200 Ohms	750BXM4L-220/240A	750BXC-220/240A
DC Operated			
6 VDC	32 Ohms	750BXM4L-6D	750BXC-6D
12 VDC	120 Ohms	750BXM4L-12D	750BXC-12D
24 VDC	470 Ohms	750BXM4L-24D	750BXC-24D
48 VDC	1800 Ohms	750BXM4L-48D	750BXC-48D
110-125 VDC	10000 Ohms	750BXM4L-110/125D	750BXC-110/125D



Custom Relay Part Number Builder

Series	Contact Conf.	DC Switching Option	Contact Code	Cover Options	Feature Options	Coil Voltage
750	XBX	Magnetic Blowout = 69	16 Amp Silver Alloy = No Code	Full Feature = No Code Plain Cover = C	Side Push Button = M Locking Push Button = M4 Bi-Polar LED = L	240A VAC = 6 - 240A VDC = 6 - 250D

For other mating sockets, see Section 2: 70-750E8-1, 70-750DL8-1, 70-464-1, 70-169-1



750 Octal Relays, 11-Pin/3PDT, 16 Amp Rating (DC & AC)



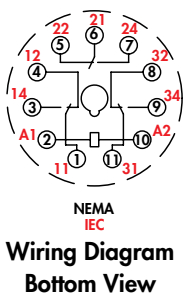
General Specifications

(UL 508)

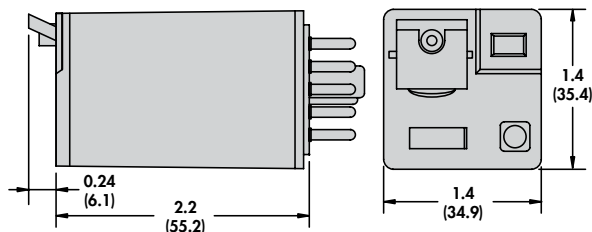
750XCX

Contact Characteristics		Units	Standard
Number and type of Contacts			3PDT
Contact materials			Silver Alloy
Thermal (Carrying) Current		A	16
Maximum Switching Voltage		V	300
Switching Current @ Voltage	~	Resistive	16A @ 277V 50/60Hz
	~	Resistive	16A @ 120V 50/60Hz
	~	Resistive	16A @ 28V
	~	HP	1/3 @ 120VAC
	~	HP	1/2 @ 240 VAC
	~	Pilot Duty	B300
Minimum Switching Requirement		mA	100 @ 5VDC (.5W)
Coil Characteristics			
Voltage Range	~	V	6...240
	~	V	6...125
Operating Range	% of Nominal	~	85% to 110%
		~	80% to 110%
Average consumption	~	VA	3
	~	W	1.4
Drop-out voltage threshold	~		15%
	~		10%
Performance Characteristics			
Electrical Life (UL508)	Operations @ Rated Current	(Resistive)	100,000
Mechanical Life	Unpowered		5,000,000
Operating time (response time)		ms	20
Dielectric strength	Between coil and contact	~	Vrms
	Between poles	~	Vrms
	Between contacts	~	Vrms
Environment			
Product certifications	Standard version		UL, CSA, CE
Ambient air temperature around the device	Storage	°C	-40...+85
	Operation	°C	-40...+55
Vibration resistance	Operational	g-n	3, 10 - 55 Hz
Shock resistance		g-n	10
Degree of protection			IP 40
Weight		grams	89

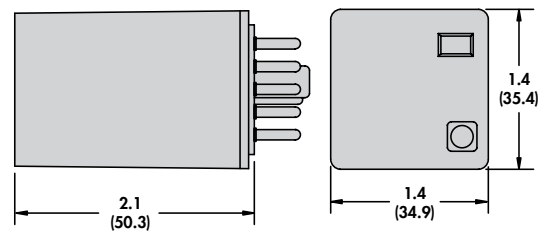
750XCX



Full Featured Dimensions



Plain Cover Dimensions





Full Featured



Plain Cover

Standard Part Numbers

BOLD-FACED PART NUMBERS ARE NORMALLY STOCKED

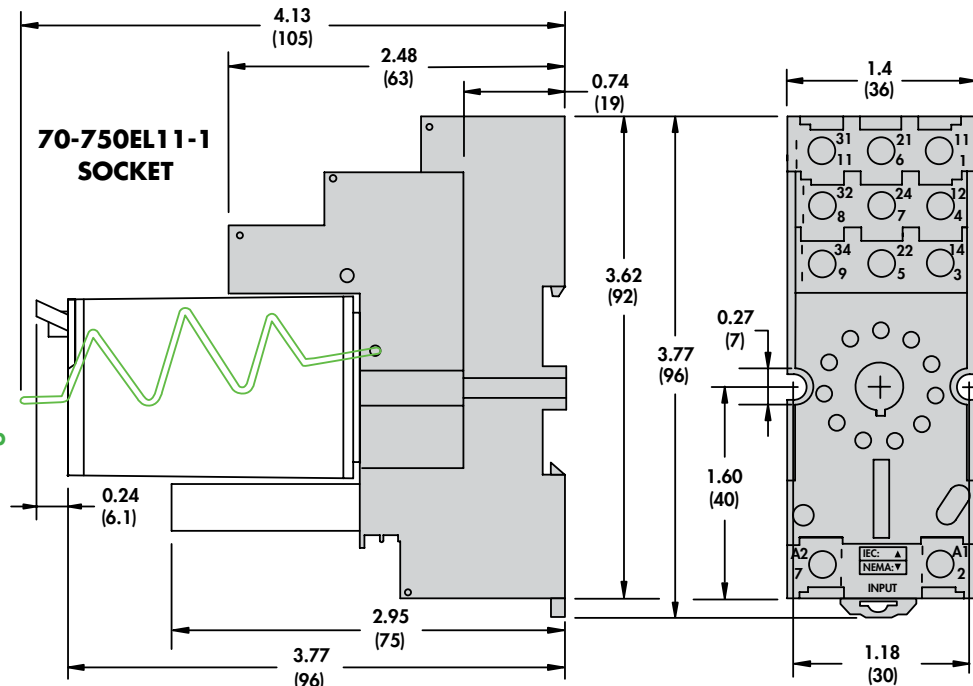
Nominal Voltage	Coil Resistance	3PDT Part Number (Full Feature) 16 Amp	3PDT Part Number (Plain Cover) 16 Amp
AC Operated			
6 VAC 50/60 Hz	4.2 Ohms	750XCXM4L-6A	750XCXC-6A
12 VAC 50/60 Hz	18 Ohms	750XCXM4L-12A	750XCXC-12A
24 VAC 50/60 Hz	72 Ohms	750XCXM4L-24A	750XCXC-24A
120 VAC 50/60 Hz	1700 Ohms	750XCXM4L-120A	750XCXC-120A
220-240 VAC 50/60 Hz	7200 Ohms	750XCXM4L-220/240A	750XCXC-220/240A
DC Operated			
6 VDC	32 Ohms	750XCXM4L-6D	750XCXC-6D
12 VDC	120 Ohms	750XCXM4L-12D	750XCXC-12D
24 VDC	470 Ohms	750XCXM4L-24D	750XCXC-24D
48 VDC	1800 Ohms	750XCXM4L-48D	750XCXC-48D
110-125 VDC	10000 Ohms	750XCXM4L-110/125D	750XCXC-110/125D

Custom Relay Part Number Builder


Series	Contact Configuration	Contact Code	Cover Options	Feature Options	Coil Voltage
750	XCX		C	ML-	240A
750	XCX = 3PDT	16 Amp Silver Alloy = No Code	Full Feature = No Code Plain Cover = C	Side Push Button = M Locking Push Button = M4 Bi-Polar LED = L	VAC = 6 - 240A VDC = 6 - 125D

For other mating sockets, see Section 2: 70-750E11-1, 70-750DL11-1, 70-465-1, 70-170-1

16-1351
Metal Hold-Down Clip
Section 3, p.8-11



788 Power Relays/SPDT, 16 Amp Rating (DC & AC)



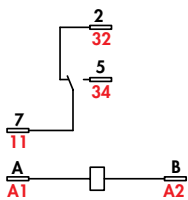
General Specifications

(UL 508)

788XAX

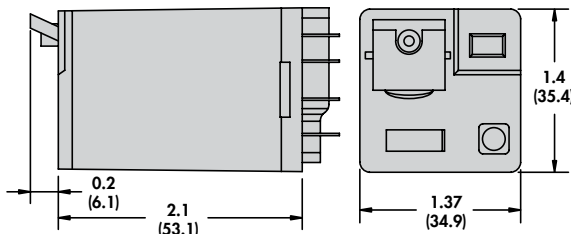
Contact Characteristics		Units	Standard
Number and type of Contacts			SPDT
Contact materials			Silver Alloy
Thermal (Carrying) Current		A	16
Maximum Switching Voltage		V	300
Switching Current @ Voltage	~	Resistive	16A @ 277V 50/60Hz
	~	Resistive	16A @ 120V 50/60Hz
	≡	Resistive	16A @ 28V
		HP	1/3 @ 120VAC
		HP	1/2 @ 240 VAC
		Pilot Duty	B300
Minimum Switching Requirement		mA	100 @ 5VDC (.5W)
Coil Characteristics			
Voltage Range	~	V	6...240, 50/60 Hz
	≡	V	6...125
Operating Range	% of Nominal	~	85% to 110%
		≡	80% to 110%
Average consumption	~	VA	3
	≡	W	1.4
Drop-out voltage threshold	~		15%
	≡		10%
Performance Characteristics			
Electrical Life (UL508)	Operations @ Rated Current	(Resistive)	100,000
Mechanical Life	Unpowered		5,000,000
Operating time (response time)		ms	20
Dielectric strength	Between coil and contact	~	Vrms 1500
	Between poles	~	Vrms 1500
	Between contacts	~	Vrms 1500
Environment			
Product certifications	Standard version		UL, CSA, CE
Ambient air temperature around the device	Storage	°C	-40...+85
	Operation	°C	-40...+55
Vibration resistance	Operational	g-n	3, 10 - 55 Hz
Shock resistance		g-n	10
Degree of protection			IP 40
Weight		grams	88

788XAX

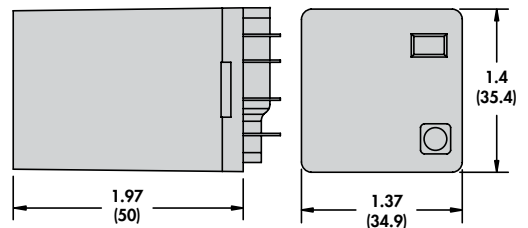


Wiring Diagram
Bottom View

Full Featured Dimensions



Plain Cover Dimensions





Full Featured



Plain Cover

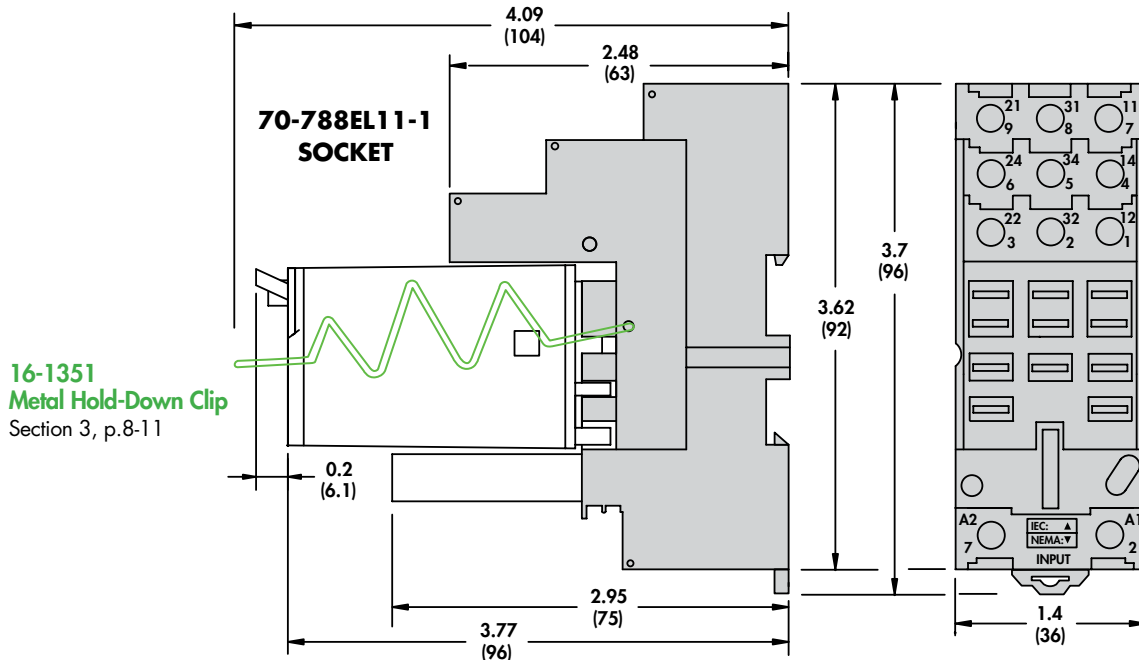
Standard Part Numbers

Nominal Voltage	Coil Resistance	SPDT Part Number (Full Feature) 16 Amp	SPDT Part Number (Plain Cover) 16 Amp
AC Operated			
6 VAC 50/60 Hz	4.2 Ohms	788XAXM4L-6A	788XAXC-6A
12 VAC 50/60 Hz	18 Ohms	788XAXM4L-12A	788XAXC-12A
24 VAC 50/60 Hz	72 Ohms	788XAXM4L-24A	788XAXC-24A
120 VAC 50/60 Hz	1700 Ohms	788XAXM4L-120A	788XAXC-120A
220-240 VAC 50/60 Hz	7200 Ohms	788XAXM4L-220/240A	788XAXC-220/240A
DC Operated			
6 VDC	32 Ohms	788XAXM4L-6D	788XAXC-6D
12 VDC	120 Ohms	788XAXM4L-12D	788XAXC-12D
24 VDC	470 Ohms	788XAXM4L-24D	788XAXC-24D
48 VDC	1800 Ohms	788XAXM4L-48D	788XAXC-48D
110-125 VDC	10000 Ohms	788XAXM4L-110/125D	788XAXC-110/125D


Custom Relay Part Number Builder

788	XAX		C	T	ML-	240A
Series	Contact Config.	Contact Code	Cover Options	Terminal Style	Feature Options	Coil Voltage
788	XAX = SPDT	16 Amp Silver Alloy = No Code	Full Feature = No Code Plain Cover = C	Plug In = No Code PC terminal = T	Side Push Button = M Locking Push Button = M4 Bi-Polar LED = L	VAC = 6 - 240A VDC = 6 - 125D

For other mating sockets, see Section 2: 70-463-1, 70-124-1, 70-124-2, 70-178-1, 70-178-2



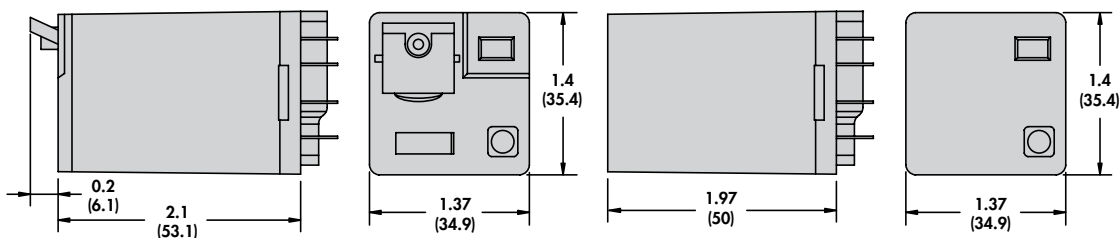
788 Power Relays/SPDT or DPDT, 16 Amp Rating (DC & AC)



General Specifications		(UL 508)	788XB	788HX69, 788HX69
Contact Characteristics		Units	Standard	Standard
Number and type of Contacts			DPDT	SPST-NO-DM, SPDT-DM-DB
Contact materials			Silver Alloy	Silver Alloy
Thermal (Carrying) Current		A	16	16
Maximum Switching Voltage		V	300	300
Switching Current @ Voltage		~ Resistive	16A @ 277V 50/60Hz	16A @ 277V 50/60Hz
		~ Resistive	16A @ 120V 50/60Hz	16A @ 120V 50/60Hz
		~ Resistive	16A @ 28V	16A @ 28V
		~ HP	1/3 @ 120VAC	1/3 @ 120VAC
		~ HP	1/2 @ 240 VAC	1/2 @ 240 VAC
		~ Pilot Duty	B300	B300
Current rating with magnetic blowout *(Optional for XB, Standard for HX & XH)		~ A	3 @ 150VDC*	10 @ 150VDC*
Minimum Switching Requirement		mA	100 @ 5VDC (.5W)	100 @ 5VDC (.5W)
Coil Characteristics				
Voltage Range		~ V	6...240, 50/60 Hz	6...240, 50/60 Hz
		~ V	6...125	6...125
Operating Range	% of Nominal	~	85% to 110%	85% to 110%
		~	80% to 110%	80% to 110%
Average consumption		~ VA	3	3
		~ W	1.4	1.4
Drop-out voltage threshold		~	15%	15%
		~	10%	10%
Performance Characteristics				
Electrical Life (UL508)	Operations @ Rated Current	(Resistive)	100,000	100,000
Mechanical Life	Unpowered		5,000,000	5,000,000
Operating time (response time)		ms	20	20
Dielectric strength	Between coil and contact	~ Vrms	1500	1500
	Between poles	~ Vrms	1500	1500
	Between contacts	~ Vrms	1500	1500
Environment				
Product certifications	Standard version		UL, CSA, CE	UL, CSA, CE
Ambient air temperature around the device	Storage	°C	-40...+85	-40...+85
	Operation	°C	-40...+55	-40...+55
Vibration resistance	Operational	g-n	3, 10 - 55 Hz	3, 10 - 55 Hz
Shock resistance		g-n	10	10
Degree of protection			IP 40	IP 40
Weight		grams	88	88

Full Featured Dimensions

Plain Cover Dimensions





Full Featured



Plain Cover

Standard Part Numbers

BOLD-FACED PART NUMBERS ARE NORMALLY STOCKED

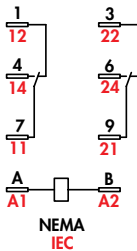
Nominal Voltage	Coil Resistance	DPDT Part Number (Full Feature) 16 Amp	DPDT Part Number (Plain Cover) 16 Amp
AC Operated			
6 VAC 50/60 Hz	4.2 Ohms	788BXM4L-6A	788BXC-6A
12 VAC 50/60 Hz	18 Ohms	788BXM4L-12A	788BXC-12A
24 VAC 50/60 Hz	72 Ohms	788BXM4L-24A	788BXC-24A
120 VAC 50/60 Hz	1700 Ohms	788BXM4L-120A	788BXC-120A
220-240 VAC 50/60 Hz	7200 Ohms	788BXM4L-220/240A	788BXC-220/240A
DC Operated			
6 VDC	32 Ohms	788BXM4L-6D	788BXC-6D
12 VDC	120 Ohms	788BXM4L-12D	788BXC-12D
24 VDC	470 Ohms	788BXM4L-24D	788BXC-24D
48 VDC	1800 Ohms	788BXM4L-48D	788BXC-48D
110-125 VDC	10000 Ohms	788BXM4L-110/125D	788BXC-110/125D

Custom Relay Part Number Builder

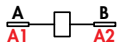
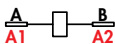
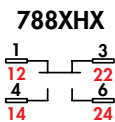
788	XBX	C	T	ML-	240A	
Series	Contact Configuration	DC Switching	Cover Options	Terminal Style	Feature Options	Coil Voltage
788	XBX = DPDT	Magnetic Blowout = 69	Full Feature = No Code	Plug In = No Code	Side Push Button = M	VAC = 6 -240A
	XHX = SPDT-DM-DB	(Optional for XBX,	Plain Cover = C	PC terminal = T	Locking Push Button = M4	VDC = 6 -125D
	HXX = SPST-NO-DM	Standard for HXX & XHX)			Bi-Polar LED = L	

For other mating sockets, see Section 2: 70-463-1, 70-124-1, 70-124-2, 70-178-1, 70-178-2

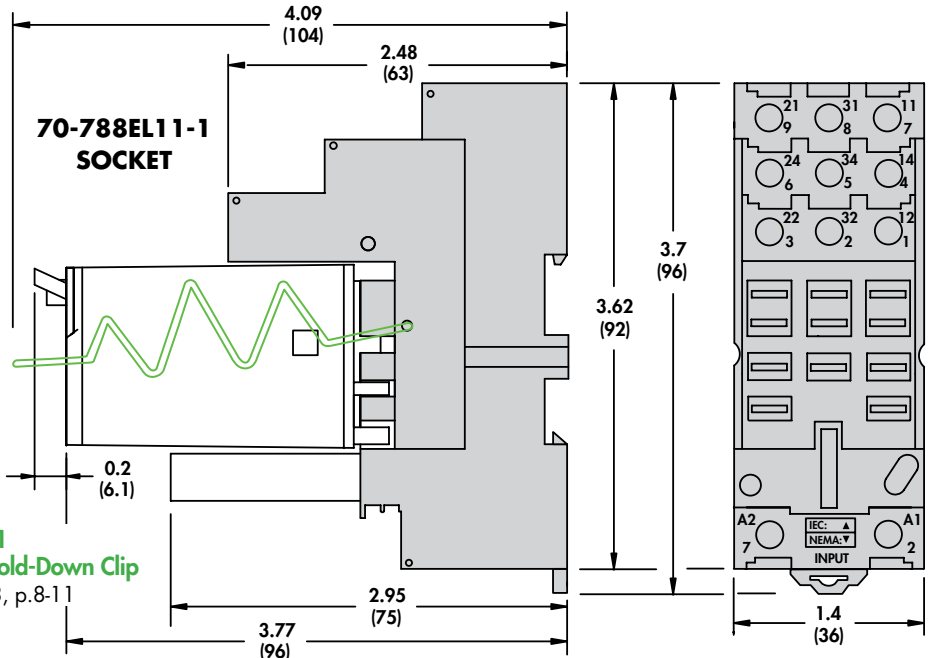
788XBX





Wiring Diagrams
Bottom View



16-1351
Metal Hold-Down Clip
Section 3, p.8-11



788 Power Relays/3PDT, 16 Amp Rating (DC & AC)



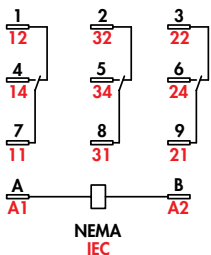
General Specifications

(UL 508)

788XCX

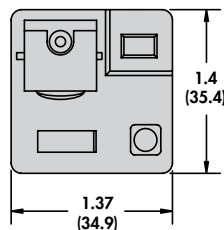
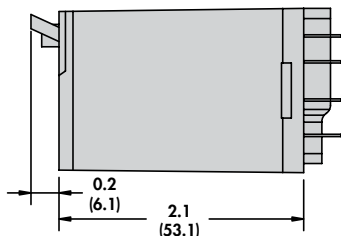
Contact Characteristics		Units	Standard
Number and type of Contacts			3PDT
Contact materials			Silver Alloy
Thermal (Carrying) Current		A	16
Maximum Switching Voltage		V	300
Switching Current @ Voltage	~	Resistive	16A @ 277V 50/60Hz
	~	Resistive	16A @ 120V 50/60Hz
	~	Resistive	16A @ 28V
		HP	1/3 @ 120VAC
		HP	1/2 @ 240 VAC
		Pilot Duty	B300
Minimum Switching Requirement		mA	100 @ 5VDC (.5W)
Coil Characteristics			
Voltage Range	~	V	6...240, 50/60 Hz
	~	V	6...125
Operating Range	% of Nominal	~	85% to 110%
		~	80% to 110%
Average consumption	~	VA	3
	~	W	1.4
Drop-out voltage threshold	~		10%
	~		10%
Performance Characteristics			
Electrical Life (UL508)	Operations @ Rated Current	(Resistive)	100,000
Mechanical Life	Unpowered		5,000,000
Operating time (response time)		ms	20
Dielectric strength	Between coil and contact	~	Vrms 1500
	Between poles	~	Vrms 1500
	Between contacts	~	Vrms 1500
Environment			
Product certifications	Standard version		UL, CSA, CE
Ambient air temperature around the device	Storage	°C	-40...+85
	Operation	°C	-40...+55
Vibration resistance	Operational	g-n	3, 10 - 55 Hz
Shock resistance		g-n	10
Degree of protection			IP 40
Weight		grams	88

788XCX

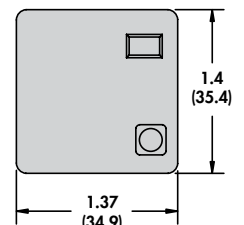
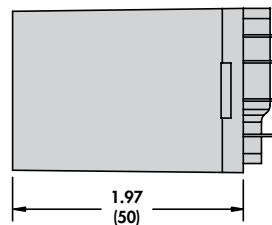


Wiring Diagram
Bottom View

Full Featured Dimensions



Plain Cover Dimensions





Full Featured



Plain Cover

Standard Part Numbers

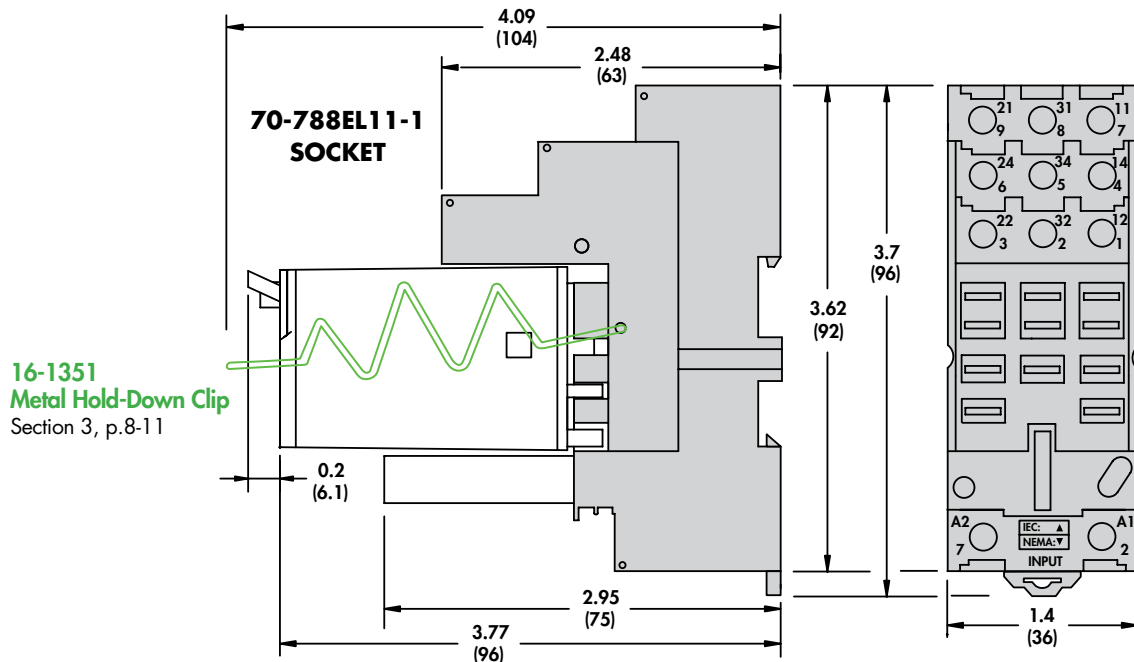
BOLD-FACED PART NUMBERS ARE NORMALLY STOCKED

Nominal Voltage	Coil Resistance	3PDT Part Number (Full Feature) 16 Amp	3PDT Part Number (Plain Cover) 16 Amp
AC Operated			
6 VAC 50/60 Hz	4.2 Ohms	788XCM4L-6A	788XCXC-6A
12 VAC 50/60 Hz	18 Ohms	788XCM4L-12A	788XCXC-12A
24 VAC 50/60 Hz	72 Ohms	788XCM4L-24A	788XCXC-24A
120 VAC 50/60 Hz	1700 Ohms	788XCM4L-120A	788XCXC-120A
220-240 VAC 50/60 Hz	7200 Ohms	788XCM4L-220/240A	788XCXC-220/240A
DC Operated			
6 VDC	32 Ohms	788XCM4L-6D	788XCXC-6D
12 VDC	120 Ohms	788XCM4L-12D	788XCXC-12D
24 VDC	470 Ohms	788XCM4L-24D	788XCXC-24D
48 VDC	1800 Ohms	788XCM4L-48D	788XCXC-48D
110-125 VDC	10000 Ohms	788XCM4L-110/125D	788XCXC-110/125D


Custom Relay Part Number Builder

Series	Contact Config.	Contact Code	Cover Options	Terminal Style	Feature Options	Coil Voltage
788	XCX		C	T	ML-	240A
788	XCX = 3PDT	16 Amp Silver Alloy = No Code	Full Feature = No Code Plain Cover = C	Plug In = No Code PC terminal = T	Side Push Button = M Locking Push Button = M4 Bi-Polar LED = L	VAC = 6 - 240A VDC = 6 - 125D

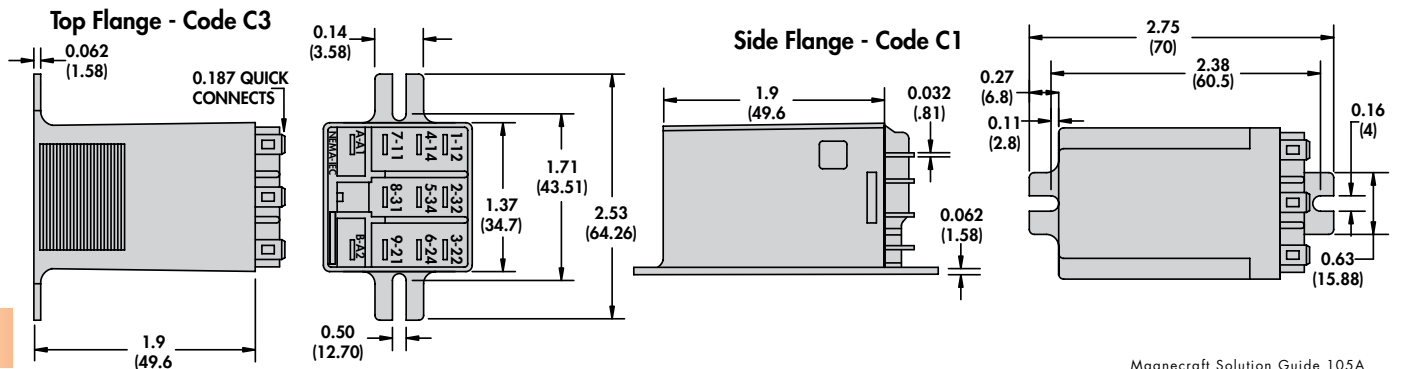
For other mating sockets, see Section 2: 70-463-1, 70-124-1, 70-124-2, 70-178-1, 70-178-2



788 Power Relays – Mounting Solutions/SPDT, DPDT, 3PDT, 16 Amp Rating (DC & AC)



General Specifications		(UL 508)	788XAX	788XBX/XCX
Contact Characteristics			Standard	Standard
Number and type of Contacts			SPDT	DPDT/3PDT
Contact materials			Silver Alloy	Silver Alloy
Thermal (Carrying) Current		A	16	16
Maximum Switching Voltage		V	300	300
Switching Current @ Voltage		~ Resistive	16A @ 277V 50/60Hz	16A @ 277V 50/60Hz
		~ Resistive	16A @ 120V 50/60Hz	16A @ 120V 50/60Hz
		~ Resistive	16A @ 28V	16A @ 28V
		~ HP	1/3 @ 120VAC	1/3 @ 120VAC
		~ HP	1/2 @ 240 VAC	1/2 @ 240 VAC
		~ Pilot Duty	B300	B300
Current rating with magnetic blowout - Code 69		~ A		3 @ 150VDC
Minimum Switching Requirement		mA	100 @ 5VDC (.5W)	100 @ 5VDC (.5W)
Coil Characteristics				
Voltage Range		~ V	6...240, 50/60 Hz	6...240, 50/60 Hz
		~ V	6...125	6...125
Operating Range	% of Nominal	~	85% to 110%	85% to 110%
		~	80% to 110%	80% to 110%
Average consumption		~ VA	3	2.0 - 3.0
		~ W	1.4	1.4
Drop-out voltage threshold		~	15%	10%
		~	10%	10%
Performance Characteristics				
Electrical Life (UL508)	Operations @ Rated Current	(Resistive)	100,000	100,000
Mechanical Life	Unpowered		5,000,000	5,000,000
Operating time (response time)		ms	20	20
Dielectric strength	Between coil and contact	~ Vrms	1500	1500
	Between poles	~ Vrms	1500	1500
	Between contacts	~ Vrms	1500	1500
Environment				
Product certifications	Standard version		UL, CSA, CE	UL, CSA, CE
Ambient air temperature around the device	Storage	°C	-40...+85	-40...+85
	Operation	°C	-40...+55	-40...+55
Vibration resistance	Operational	g-n	3, 10 - 55 Hz	3, 10 - 55 Hz
Shock resistance		g-n	10	10
Degree of protection			IP 40	IP 40
Weight		grams	88	88





Top Flange



Side Flange



DIN Mount

BOLD-FACED PART NUMBERS ARE NORMALLY STOCKED

Standard Part Numbers

788XAX

788XBX

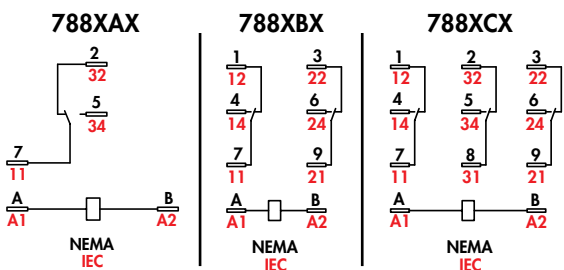
Nominal Voltage	Coil Resistance	SPDT Part Number (Top Flange) 16 Amp	SPDT Part Number (Side Flange) 16 Amp	DPDT Part Number (Top Flange) 16 Amp	DPDT Part Number (Side Flange) 16 Amp
AC Operated					
6 VAC 50/60 Hz	4.2 Ohms	788XAXC3-6A	788XAXC1-6A	788XBXC3-6A	788XBXC1-6A
12 VAC 50/60 Hz	18 Ohms	788XAXC3-12A	788XAXC1-12A	788XBXC3-12A	788XBXC1-12A
24 VAC 50/60 Hz	72 Ohms	788XAXC3-24A	788XAXC1-24A	788XBXC3-24A	788XBXC1-24A
120 VAC 50/60 Hz	1700 Ohms	788XAXC3-120A	788XAXC1-120A	788XBXC3-120A	788XBXC1-120A
220-240 VAC 50/60 Hz	7200 Ohms	788XAXC3-220/240A	788XAXC1-220/240A	788XBXC3-220/240A	788XBXC1-220/240A
DC Operated					
6 VDC	32 Ohms	788XAXC3-6D	788XAXC1-6D	788XBXC3-6D	788XBXC1-6D
12 VDC	120 Ohms	788XAXC3-12D	788XAXC1-12D	788XBXC3-12D	788XBXC1-12D
24 VDC	470 Ohms	788XAXC3-24D	788XAXC1-24D	788XBXC3-24D	788XBXC1-24D
48 VDC	1800 Ohms	788XAXC3-48D	788XAXC1-48D	788XBXC3-48D	788XBXC1-48D
110-125 VDC	10000 Ohms	788XAXC3-110/125D	788XAXC1-110/125D	788XBXC3-110/125D	788XBXC1-110/125D

788XCX

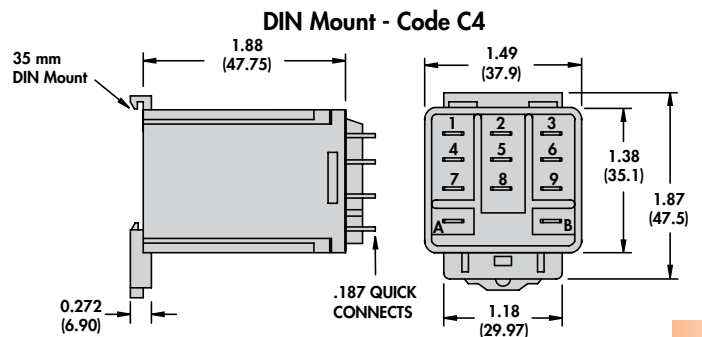
Nominal Voltage	Coil Resistance	3PDT Part Number (Top Flange) 16 Amp	3PDT Part Number (Side Flange) 16 Amp
AC Operated			
6 VAC 50/60 Hz	4.2 Ohms	788XCXC3-6A	788XCXC1-6A
12 VAC 50/60 Hz	18 Ohms	788XCXC3-12A	788XCXC1-12A
24 VAC 50/60 Hz	72 Ohms	788XCXC3-24A	788XCXC1-24A
120 VAC 50/60 Hz	1700 Ohms	788XCXC3-120A	788XCXC1-120A
220-240 VAC 50/60 Hz	7200 Ohms	788XCXC3-220/240A	788XCXC1-220/240A
DC Operated			
6 VDC	32 Ohms	788XCXC3-6D	788XCXC1-6D
12 VDC	120 Ohms	788XCXC3-12D	788XCXC1-12D
24 VDC	470 Ohms	788XCXC3-24D	788XCXC1-24D
48 VDC	1800 Ohms	788XCXC3-48D	788XCXC1-48D
110-125 VDC	10000 Ohms	788XCXC3-110/125D	788XCXC1-110/125D

Custom Relay Part Number Builder

Series	Contact Config.	Contact Code	Cover Options	Feature Options	Coil Voltage
788	XAX = SPDT	16 Amp Silver Alloy = No Code	Side Flange = C1	Side Push Button = M	VAC = 6 - 240A
	XBX = DPDT		Top Flange = C3	Bi-Polar LED = L	VDC = 6 - 125D
	XCX = 3PDT		DIN Mount = C4		



**Wiring Diagrams
Bottom View**




788V Power Relays/DPST and 3PST, 16 Amp Rating (DC and AC), 3mm Spacing



Benefits of the 3mm Contact Gap Design:

- High Dielectric Strength Across Contacts.
- Improved Arc Quenching When Breaking High Current Loads.
- Meets European Spacing Requirements of 8mm Across Surfaces.



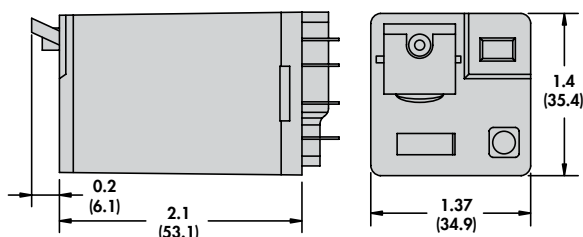
General Specifications

(UL 508)

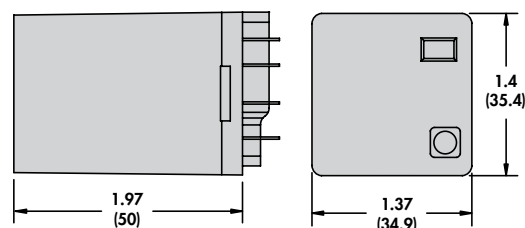
788VBXX, CXX

Contact Characteristics		Units	Standard
Number and type of Contacts			DPST, 3PST (N.O.)
Contact materials			Silver Alloy
Thermal (Carrying) Current		A	16
Maximum Switching Voltage		V	300
Switching Current @ Voltage	~	Resistive	16A @ 277V 50/60Hz
	~	Resistive	16A @ 120V 50/60Hz
	≡	Resistive	16A @ 28V
		HP	1/3 @ 120VAC
		HP	1/2 @ 240 VAC
		Pilot Duty	B300
Minimum Switching Requirement		mA	100 @ 5VDC (.5W)
Coil Characteristics			
Voltage Range	~	V	6...240, 50/60 Hz
	≡	V	6...125
Operating Range	% of Nominal	~	85% to 110%
		≡	80% to 110%
Average consumption	~	VA	2.0 - 3.0
	≡	W	1.4
Drop-out voltage threshold	~		10%
	≡		10%
Performance Characteristics			
Electrical Life (UL508)	Operations @ Rated Current	(Resistive)	100,000
Mechanical Life	Unpowered		5,000,000
Operating time (response time)		ms	20
Dielectric strength	Between coil and contact	~	Vrms
	Between poles	~	Vrms
	Between contacts	~	Vrms
			4000
			2000
			1500
Environment			
Product certifications	Standard version		UL, CSA, CE
Ambient air temperature	Storage	°C	-40...+85
around the device	Operation	°C	-40...+55
Vibration resistance	Operational	g-n	3, 10 - 55 Hz
Shock resistance		g-n	10
Degree of protection			IP 40
Weight		grams	88

Full Featured Dimensions



Plain Cover Dimensions





Full Featured



Plain Cover

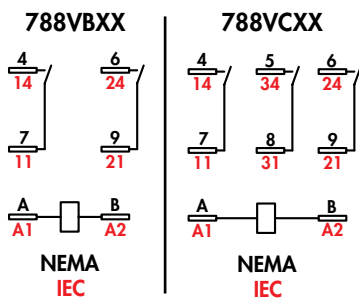
Standard Part Numbers

Nominal Voltage AC Operated	Coil Resistance	DPST Part Number (Full Feature)	DPST Part Number (Plain Cover)	DPST Superceding (Plain Cover)
6 VAC 50/60 Hz	4.2 Ohms	788VBXXM4L-6A	788VBXXC-6A	388VBXXC-6A
12 VAC 50/60 Hz	18 Ohms	788VBXXM4L-12A	788VBXXC-12A	388VBXXC-12A
24 VAC 50/60 Hz	72 Ohms	788VBXXM4L-24A	788VBXXC-24A	388VBXXC-24A
120 VAC 50/60 Hz	1700 Ohms	788VBXXM4L-120A	788VBXXC-120A	388VBXXC-120A
220-240 VAC 50/60 Hz	7200 Ohms	788VBXXM4L-220/240A	788VBXXC-220/240A	388VBXXC-220/240A
DC Operated				
6 VDC	32 Ohms	788VBXXM4L-6D	788VBXXC-6D	388VBXXC-6D
12 VDC	120 Ohms	788VBXXM4L-12D	788VBXXC-12D	388VBXXC-12D
24 VDC	470 Ohms	788VBXXM4L-24D	788VBXXC-24D	388VBXXC-24D
48 VDC	1800 Ohms	788VBXXM4L-48D	788VBXXC-48D	388VBXXC-48D
110-125VDC	10000 Ohms	788VBXXM4L-110/125D	788VBXXC-110/125D	388VBXXC-110/125D

Nominal Voltage AC Operated	Coil Resistance	3PST Part Number (Full Feature)	3PST Part Number (Plain Cover)	3PST Superceding (Plain Cover)
6 VAC 50/60 Hz	4.2 Ohms	788VCXXM4L-6A	788VCXXC-6A	388VCXXC-6A
12 VAC 50/60 Hz	18 Ohms	788VCXXM4L-12A	788VCXXC-12A	388VCXXC-12A
24 VAC 50/60 Hz	72 Ohms	788VCXXM4L-24A	788VCXXC-24A	388VCXXC-24A
120 VAC 50/60 Hz	1700 Ohms	788VCXXM4L-120A	788VCXXC-120A	388VCXXC-120A
220-240 VAC 50/60 Hz	7200 Ohms	788VCXXM4L-220/240A	788VCXXC-220/240A	388VCXXC-220/240A
DC Operated				
6 VDC	32 Ohms	788VCXXM4L-6D	788VCXXC-6D	388VCXXC-6D
12 VDC	120 Ohms	788VCXXM4L-12D	788VCXXC-12D	388VCXXC-12D
24 VDC	470 Ohms	788VCXXM4L-24D	788VCXXC-24D	388VCXXC-24D
48 VDC	1800 Ohms	788VCXXM4L-48D	788VCXXC-48D	388VCXXC-48D
110-125VDC	10000 Ohms	788VCXXM4L-110/125D	788VCXXC-110/125D	388VCXXC-110/125D

Custom Relay Part Number Builder

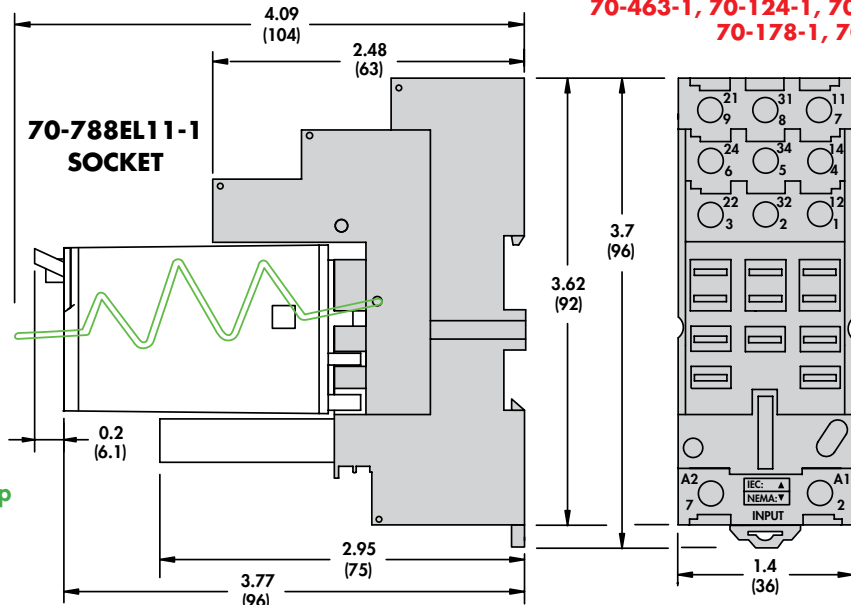
Series	Contact Configuration	Cover Options	Terminal Style	Feature Options	Coil Voltage
788V	BXX = DPST-NO	Full Feature = No Code	Plug In = No Code	Side Push Button = M	VAC = 6 - 240A
	CXX = 3PST-NO	Plain Cover = C	PC terminal = T	Locking Push Button = M4	VDC = 6 - 125D
		Side Flange = C1		Bi-Polar LED = L	
		Top Flange = C3			



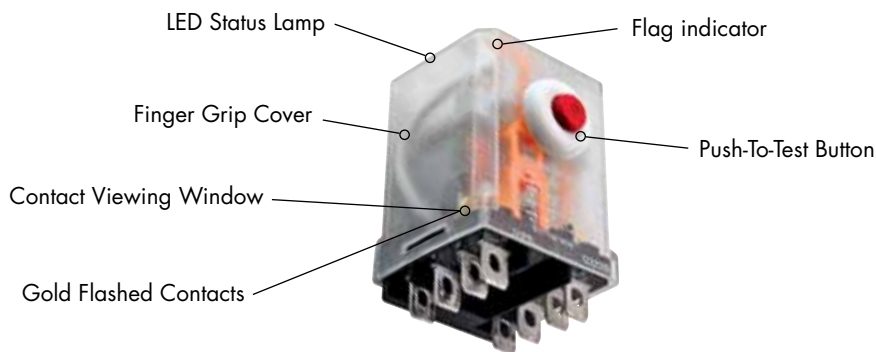
Relay Wiring Diagram
Bottom View

16-1351
Metal Hold-Down Clip
Section 3, p.8-11

Other mating sockets see Section 2:
70-463-1, 70-124-1, 70-124-2,
70-178-1, 70-178-2



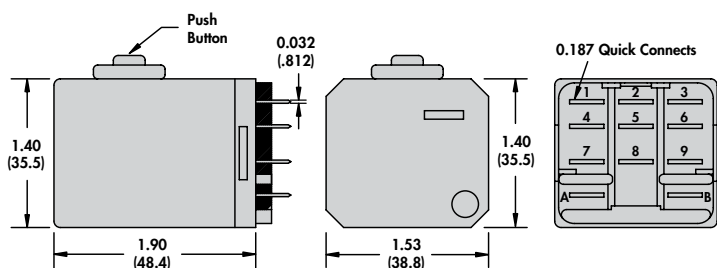
388J Power Relays/DPDT, 3PDT, 16-20 Amp Rating (DC & AC)



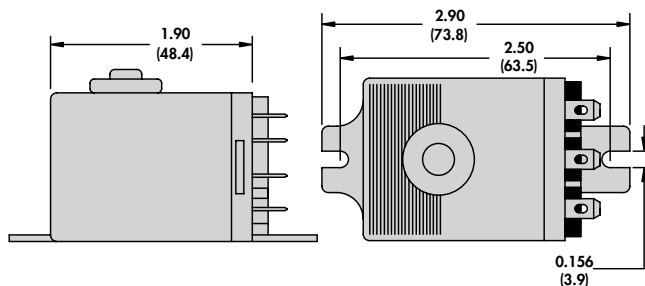
General Specifications (UL 508)

Contact Characteristics		Units	388JXB	388JXC
Number and type of Contacts			DPDT	3PDT
Contact materials			Silver Alloy	Silver Alloy
Thermal (Carrying) Current		A	20	16
Maximum Switching Voltage		V	600	600
Switching Current @ Voltage		Resistive	20A @ 300V 50/60Hz	16A @ 300V 50/60Hz
		Resistive	20A @ 28V	5...28
		HP	1/3 @ 120VAC	1/2 @ 120VAC
		HP	1/2 @ 600 VAC	3/4 @ 240 VAC
		Pilot Duty	B600	B600
Minimum Switching Requirement		mA	100 @ 5VDC (.5W)	100 @ 5VDC (.5W)
Coil Characteristics				
Voltage Range		V	6...240, 50/60 Hz	6...240, 50/60 Hz
Operating Range	% of Nominal	V	6...125	6...125
			85% TO 110%	85% TO 110%
Average consumption		VA	2.75	2.75
		W	2	2
Drop-out voltage threshold			15%	15%
			10%	10%
Performance Characteristics				
Electrical Life (UL508)	Operations @ Rated Current	(Resistive)	100,000	100,000
Mechanical Life	Unpowered		5,000,000	5,000,000
Operating time (response time)		ms	20	20
Rated insulation voltage	Between coil and contact	Vrms	2000	2000
Dielectric strength rms voltage	Between poles	Vrms	2000	2000
	Between contacts	Vrms	1500	1500
Environment				
Product certifications	Standard version		UL, CSA, CE	UL, CSA, CE
Ambient air temperature around the device	Storage	°C	-30...+85	-30...+85
	Operation	°C	-30...+55	-30...+55
Vibration resistance	Operational	g-n	3, 10 - 55 Hz	3, 10 - 55 Hz
Shock resistance		g-n	10	10
Degree of protection			IP 40	IP 40
Weight		grams	88	88

Plug-In Dimensions



Flange Cover Dimensions





Plug-In



Flange Mount



Plain Cover/DIN Mount

Standard Part Numbers

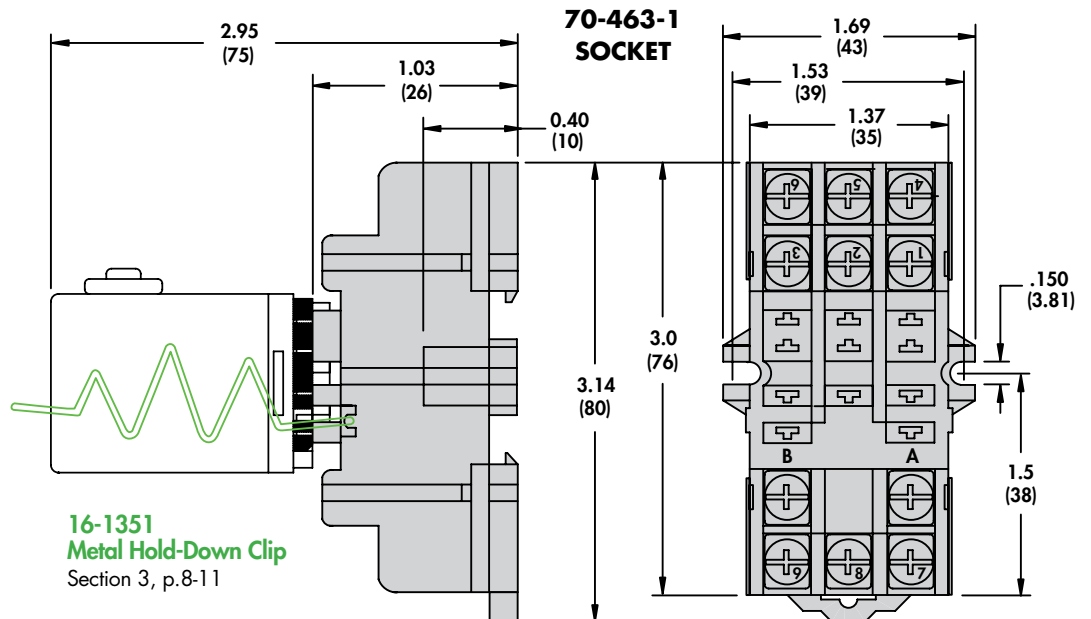
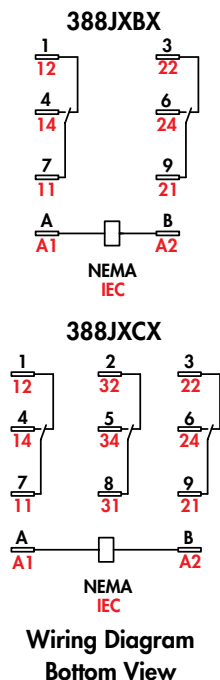
BOLD-FACED PART NUMBERS ARE NORMALLY STOCKED

Nominal Voltage	Resistance	DPDT Part Number (Plug-in) 20 Amp	DPDT Part Number (Side Flange) 20 Amp	3PDT Part Number (Plug-in) 16 Amp	3PDT Part Number (Side Flange) 16 Amp
AC Operated					
6 VAC 50/60 Hz	4.2 Ohms	388JXBXCМ-6A	388JXBXC1M-6A	388JXCXCМ-6A	388JXCXC1M-6A
12 VAC 50/60 Hz	18 Ohms	388JXBXCМ-12A	388JXBXC1M-12A	388JXCXCМ-12A	388JXCXC1M-12A
24 VAC 50/60 Hz	72 Ohms	388JXBXCМ-24A	388JXBXC1M-24A	388JXCXCМ-24A	388JXCXC1M-24A
120 VAC 50/60 Hz	1700 Ohms	388JXBXCМ-120A	388JXBXC1M-120A	388JXCXCМ-120A	388JXCXC1M-120A
220-240 VAC 50/60 Hz	7200 Ohms	388JXBXCМ-220/240A	388JXBXC1M-220/240A	388JXCXCМ-220/240A	388JXCXC1M-220/240A
DC Operated					
6 VDC	32 Ohms	388JXBXCМ-6D	388JXBXC1M-6D	388JXCXCМ-6D	388JXCXC1M-6D
12 VDC	120 Ohms	388JXBXCМ-12D	388JXBXC1M-12D	388JXCXCМ-12D	388JXCXC1M-12D
24 VDC	470 Ohms	388JXBXCМ-24D	388JXBXC1M-24D	388JXCXCМ-24D	388JXCXC1M-24D
48 VDC	1800 Ohms	388JXBXCМ-48D	388JXBXC1M-48D	388JXCXCМ-48D	388JXCXC1M-48D
110-125 VDC	10000 Ohms	388JXBXCМ-110D	388JXBXC1M-110/125D	388JXCXCМ-110/125D	388JXCXC1M-110/125D

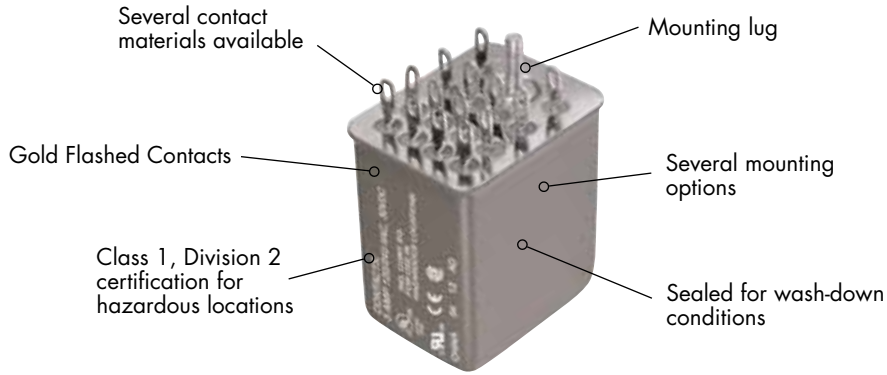
Custom Relay Part Number Builder

Series	Contact Config.	Cover Options	Contact Code	Coil Voltage
388J	XBX = DPDT XCX = 3PDT	Plug-in = C Side Flange = C1 Top Flange = C3 Din Mount = C4	Push-To-Test button = M	VAC = 6 - 240A VDC = 6 - 125D

For other mating sockets, see Section 2: 70-788EL11-1, 70-124-1,70-124-2, 70-178-1, 70-178-2



782H Hermetic Ice Cube Relays/DPDT, 4PDT, 1 - 5 Amp Rating (DC & AC)



General Specifications

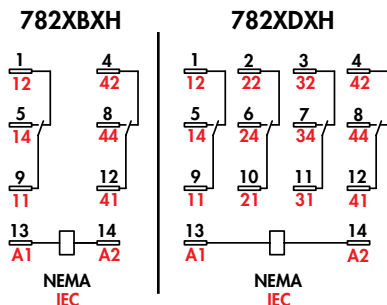
(UL 508)

782BXXH21,
782DXH21

782BXXH10,
782DXH10

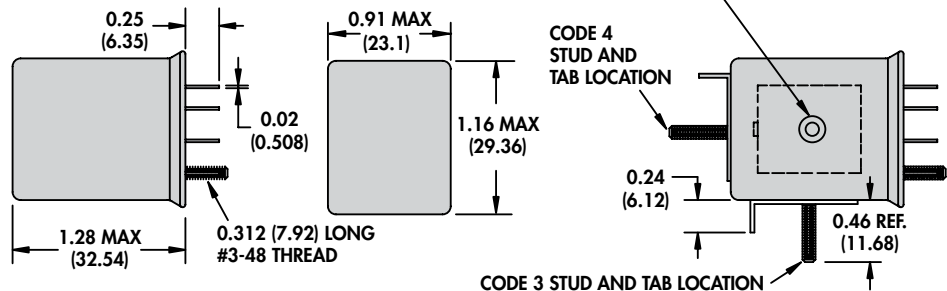
782DXH32

Contact Characteristics	Units	Standard	Low Level	Low Level
Number and type of Contacts		DPDT, 4PDT	DPDT, 4PDT	4PDT
Contact materials		Silver Alloy	Fine Silver	Bifurcated
Thermal (Carrying) Current	A	5	3	1
Maximum Switching Voltage	V	300	300	300
Switching Current @ Voltage	~ Resistive	5A @ 120V 50/60Hz	3A @ 120V 50/60Hz	1A @ 120V 50/60Hz
		5A @ 240V 50/60Hz	3A @ 240V 50/60Hz	1A @ 240V 50/60Hz
		5A @ 30V	3A @ 30V	1A @ 30V
Minimum Switching Requirement	HP		1/16 @ 120VAC	
			1/10 @ 240VAC	
	mA	100 @ 5VDC (.5W)	10 @ 5VDC (.05W)	10 @ 5VDC (.05W)
Coil Characteristics				
Voltage Range	~ V	6...240, 50/60 Hz	6...240, 50/60 Hz	6...240, 50/60 Hz
		6...125	6...125	6...125
Operating Range	% of Nominal	85% to 110%	85% to 110%	85% to 110%
		80% to 110%	80% to 110%	80% to 110%
Average consumption	VA	1.2	1.2	1.2
Drop-out voltage threshold	~ W	0.9	0.9	0.9
		15%	15%	15%
		10%	10%	10%
Performance Characteristics				
Electrical Life (UL508)	Operations @ Rated Current		100,000	100,000
Mechanical Life	Unpowered		10,000,000	10,000,000
Operating time (response time)	ms		20	20
Dielectric strength	Between coil and contact	~ Vrms	1240	1240
	Between poles	~ Vrms	1240	1240
	Between contacts	~ Vrms	500	500
Environment				
Product certifications	Standard version		UL, CSA, CE	UL, CSA, CE
Ambient air temperature around the device	Storage	°C	-40...+85	-40...+85
	Operation	°C	-40...+70	-40...+70
Vibration resistance	Operational	g-n	3, 10 - 55 Hz	3, 10 - 55 Hz
Shock resistance		g-n	10	10
Degree of protection			IP 67	IP 67
Weight		grams	45	45



Wiring Diagrams
Bottom View

782 HERMETIC MOUNTING OPTIONS



Standard Part Numbers

BOLD-FACED PART NUMBERS ARE NORMALLY STOCKED

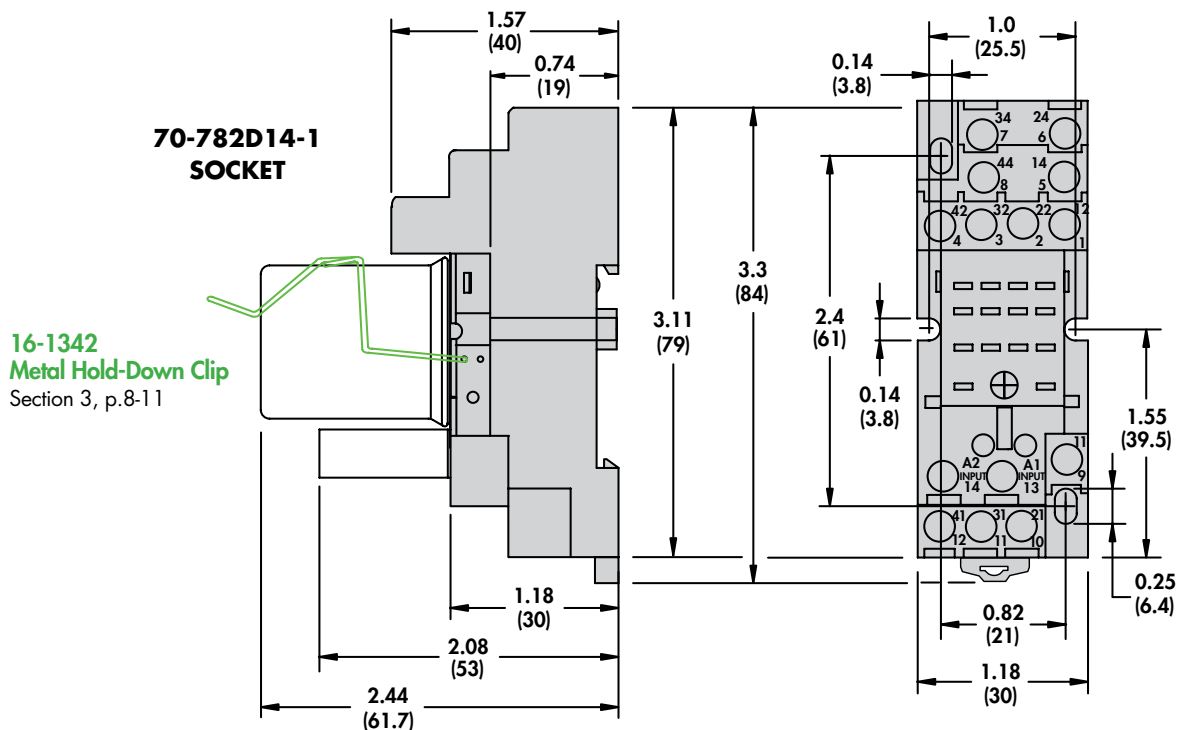
782XBXH	Nominal Voltage	Resistance	Part number (Standard) 5 Amp	Part Number (Low Level) 3 Amp
AC Operated				
24 VAC 50/60 Hz		180 Ohms	782XBXH21-24A	782XBXH10-24A
120 VAC 50/60 Hz		4430 Ohms	782XBXH21-120A	782XBXH10-120A
240 VAC 50/60 Hz		15720 Ohms	782XBXH21-240A	782XBXH10-240A
DC Operated				
12 VDC		160 Ohms	782XBXH21-12D	782XBXH10-12D
24 VDC		650 Ohms	782XBXH21-24D	782XBXH10-24D
110-125 VDC		13800 Ohms	782XBXH21-110/125D	782XBXH10-110/125D

782DXDH	Nominal Voltage	Resistance	Part number (Standard) 5 Amp	Part Number (Low Level) 3 Amp	Part Number (Low Level) 1 Amp
AC Operated					
6 VAC 50/60 Hz		9.6 Ohms	782DXDH21-6A	782DXDH10-6A	782DXDH32-6A
12 VAC 50/60 Hz		46 Ohms	782DXDH21-12A	782DXDH10-12A	782DXDH32-12A
24 VAC 50/60 Hz		180 Ohms	782DXDH21-24A	782DXDH10-24A	782DXDH32-24A
120 VAC 50/60 Hz		4430 Ohms	782DXDH21-120A	782DXDH10-120A	782DXDH32-120A
220-240 VAC 50/60 Hz		15720 Ohms	782DXDH21-220/240A	782DXDH10-220/240A	782DXDH32-220/240A
DC Operated					
6 VDC		40 Ohms	782DXDH21-6D	782DXDH10-6D	782DXDH32-6D
12 VDC		160 Ohms	782DXDH21-12D	782DXDH10-12D	782DXDH32-12D
24 VDC		650 Ohms	782DXDH21-24D	782DXDH10-24D	782DXDH32-24D
48 VDC		2600 Ohms	782DXDH21-48D	782DXDH10-48D	782DXDH32-48D
110-125 VDC		13800 Ohms	782DXDH21-110/125D	782DXDH10-110/125D	782DXDH32-110/125D


Custom Relay Part Number Builder

782	XBH	H	21	2	240A
Series	Contact Configuration	Hermetic	Contact Code	Mounting Options	Coil Voltage
782	XBH = DPDT		3 Amp Fine Silver, Gold Diffused = 10	Solder/Plug-In = No Code	VAC = 6 - 240A
	XDH = 4PDT		5 Amp Silver Alloy = 21	Stud on Broad Side = 2	VDC = 6 - 125D
			1 Amp Bifurcated = 32	Stud on Narrow Side = 3	
			3 Amp Silver Alloy = 37	Stud on Top Side = 4	

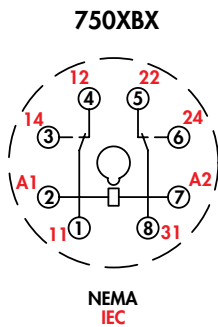
For other mating sockets, see Section 2: 70-782EL14-1, 70-782E14-1, 70-461-1, 70-378-1, 70-379-1



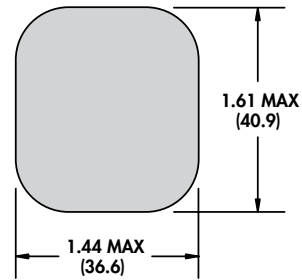
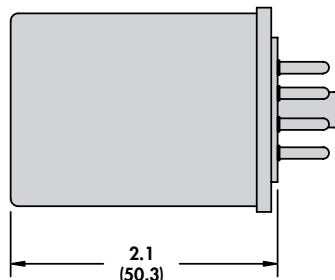
750H Hermetic Octal Relays, 8-Pin/DPDT, 12 Amp Rating (DC & AC)



General Specifications		(UL 508)	Units	750XBXH	Standard
Contact Characteristics					
Number and type of Contacts					DPDT
Contact materials					Silver Alloy
Thermal (Carrying) Current			A		12
Maximum Switching Voltage			V		300
Switching Current @ Voltage		~	General Purpose		12A @ 240V 50/60Hz
		~	General Purpose		12A @ 120V 50/60Hz
		~	Resistive		12A @ 28V
		~	HP		1/3 @ 120VAC
		~	HP		1/2 @ 240 VAC
		~	Pilot Duty		B300
Minimum Switching Requirement			mA		100 @ 5VDC (.5W)
Coil Characteristics					
Voltage Range		~	V		6...240
		~	V		6...125
Operating Range	% of Nominal	~			85% to 110%
		~			80% to 110%
Average consumption		~	VA		1.2
		~	W		0.9
Drop-out voltage threshold		~			15%
		~			10%
Performance Characteristics					
Electrical Life (UL508)	Operations @ Rated Current				100,000
Mechanical Life	Unpowered				10,000,000
Operating time (response time)			ms		20
Dielectric strength	Between coil and contact	~	Vrms		1500
	Between poles	~	Vrms		1500
	Between contacts	~	Vrms		1500
Environment					
Product certifications	Standard version				UL
Ambient air temperature around the device	Storage		°C		-40...+85
	Operation		°C		-40...+55
Vibration resistance	Operational		g-n		3, 10 - 55 Hz
Shock resistance			g-n		10
Degree of protection					IP 67
Weight			grams		130



Wiring Diagram
Bottom View





750H 8-pin

Standard Part Numbers

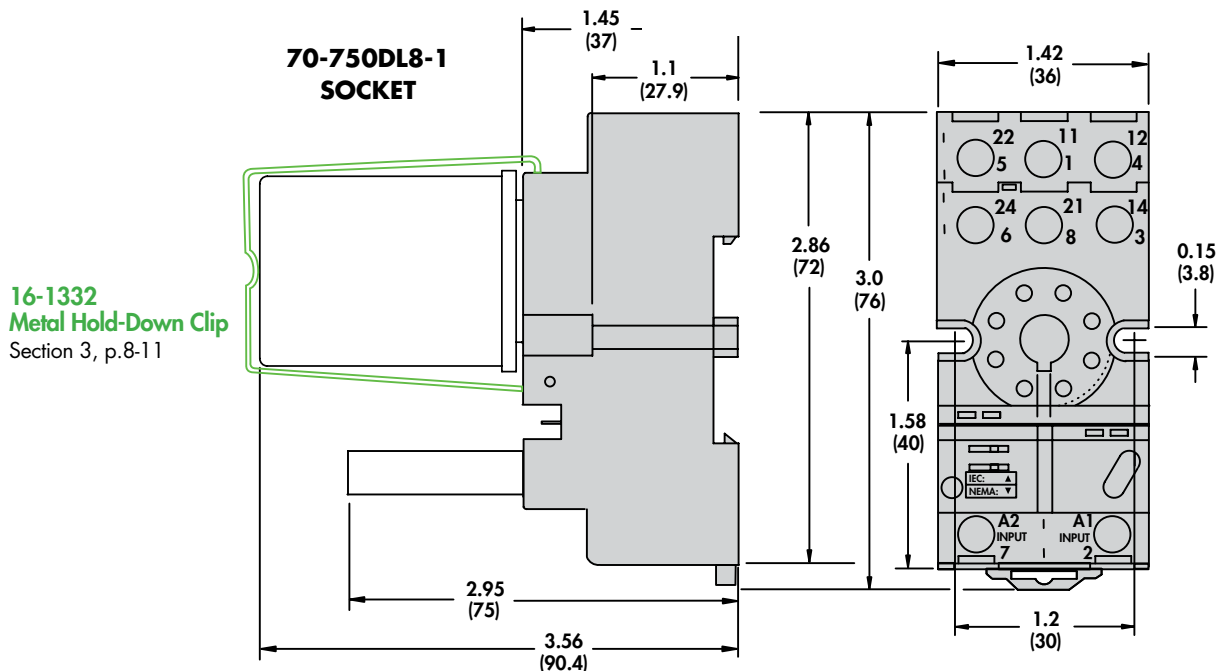
BOLD-FACED PART NUMBERS ARE NORMALLY STOCKED

Nominal Voltage	Coil Resistance	DPDT Part Number 12 Amp
AC Operated		
6 VAC 50/60 Hz	4.2 Ohms	750XBXH-6A
12 VAC 50/60 Hz	18 Ohms	750XBXH-12A
24 VAC 50/60 Hz	72 Ohms	750XBXH-24A
120 VAC 50/60 Hz	1700 Ohms	750XBXH-120A
220-240 VAC 50/60 Hz	7200 Ohms	750XBXH-220/240A
DC Operated		
6 VDC	32 Ohms	750XBXH-6D
12 VDC	120 Ohms	750XBXH-12D
24 VDC	470 Ohms	750XBXH-24D
48 VDC	1800 Ohms	750XBXH-48D
110-125 VDC	10000 Ohms	750XBXH-110/125D


Custom Relay Part Number Builder

Series	Contact Configuration	Hermetic	Contact Code	Coil Voltage
750	XBX	H		240A
750	XBX = DPDT		12 Amp Silver Alloy = No Code	VAC = 6 - 240A VDC = 6 - 125D

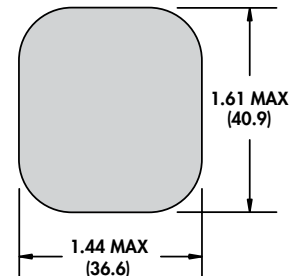
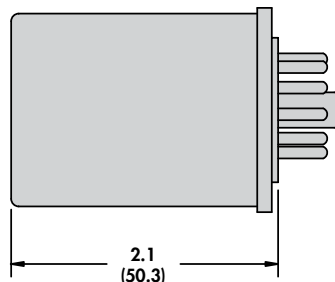
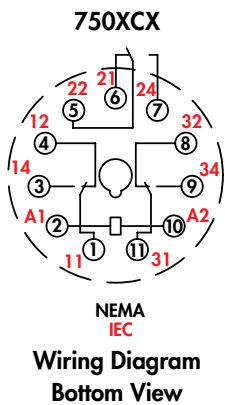
For other mating sockets, see Section 2: 70-750E8-1, 70-464-1, 70-169-1



750H Hermetic Octal Relays, 11-Pin/3PDT, 12 Amp Rating (DC & AC)



General Specifications		(UL 508)	Units	750XCXH
Contact Characteristics				
Number and type of Contacts				3PDT
Contact materials				Silver Alloy
Thermal (Carrying) Current			A	12
Maximum Switching Voltage			V	300
Switching Current @ Voltage		~	General Purpose	12A @ 240V 50/60Hz
		~	General Purpose	12A @ 120V 50/60Hz
		∴	Resistive	12A @ 28V
			HP	1/3 @ 120VAC
			HP	1/2 @ 240 VAC
			Pilot Duty	B300
Minimum Switching Requirement			mA	100 @ 5VDC (.5W)
Coil Characteristics				
Voltage Range		~	V	6...240
		∴	V	6...125
Operating Range	% of Nominal	~		85% to 110%
		∴		80% to 110%
Average consumption		~	VA	2
		∴	W	1.2
Drop-out voltage threshold		~		15%
		∴		10%
Performance Characteristics				
Electrical Life (UL508)	Operations @ Rated Current			100,000
Mechanical Life	Unpowered			10,000,000
Operating time (response time)			ms	20
Dielectric strength	Between coil and contact	~	Vrms	1500
	Between poles	~	Vrms	1500
	Between contacts	~	Vrms	1500
Environment				
Product certifications	Standard version			UL
Ambient air temperature around the device	Storage		°C	-40...+85
	Operation		°C	-40...+55
Vibration resistance	Operational		g-n	3, 10 - 55 Hz
Shock resistance			g-n	10
Degree of protection				IP 67
Weight			grams	130





750H 11-pin

Standard Part Numbers

BOLD-FACED PART NUMBERS ARE NORMALLY STOCKED

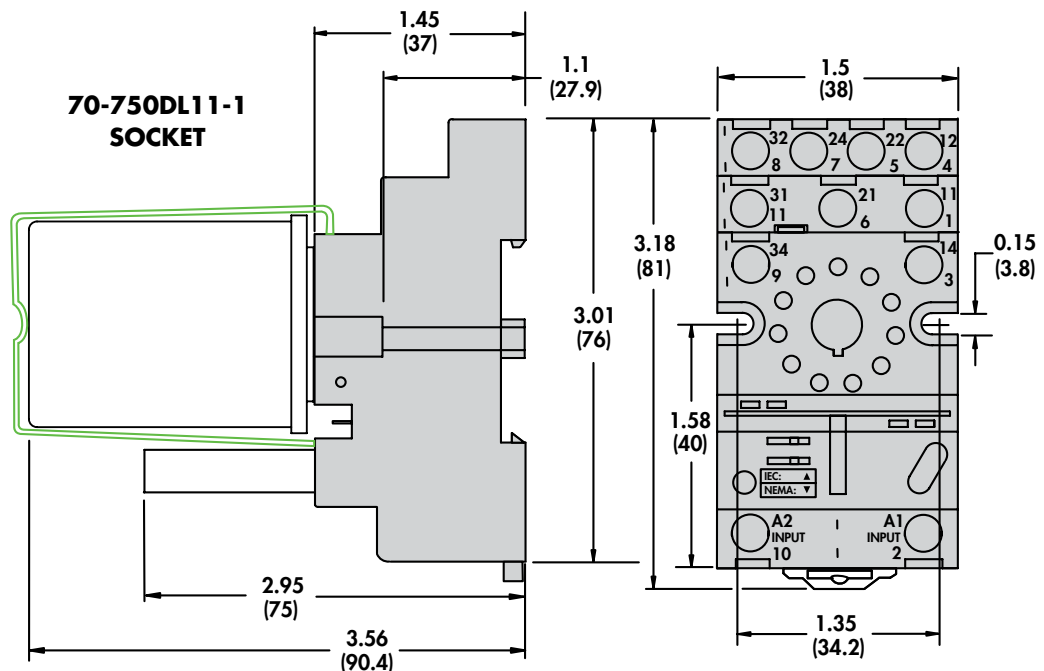
Nominal Voltage	Coil Resistance	3PDT Part Number 12 Amp
AC Operated		
6 VAC 50/60 Hz	4.2 Ohms	750XCXH-6A
12 VAC 50/60 Hz	18 Ohms	750XCXH-12A
24 VAC 50/60 Hz	72 Ohms	750XCXH-24A
120 VAC 50/60 Hz	1700 Ohms	750XCXH-120A
220-240 VAC 50/60 Hz	7200 Ohms	750XCXH-220/240A
DC Operated		
6 VDC	32 Ohms	750XCXH-6D
12 VDC	120 Ohms	750XCXH-12D
24 VDC	470 Ohms	750XCXH-24D
48 VDC	1800 Ohms	750XCXH-48D
110-125 VDC	10000 Ohms	750XCXH-110/125D

Custom Relay Part Number Builder

750	XCX	H	240A
Series	Contact Configuration	Hermetic	Contact Code
750	XCX = 3PDT		12 Amp Silver Alloy = No Code
			Coil Voltage
			VAC = 6 - 240A
			VDC = 6 - 125D

For other mating sockets, see Section 2: 70-750E11-1, 70-465-1, 70-170-1

16-1332
Metal Hold-Down Clip
Section 3, p.8-11



Magnecraft	Supersedes Magnecraft	Omron	Finder	Releco
781XAXM4L-24A	781XAXML-24A			
781XAXM4L-120A	781XAXML-120A			
781XAXM4L-220/230A	781XAXML-220/230A			
781XAXM4L-240A	781XAXML-240A			
781XAXM4L-12D	781XAXML-12D			
781XAXM4L-24D	781XAXML-24D			
781XAXM4L-110D	781XAXML-110D			
781XAXTM4L-120A	781XAXTML-120A			
781XAXTM4L-12D	781XAXTML-12D			
781XAXTM4L-24D	781XAXTML-24D			
781XAXC-24A				
781XAXC-120A				
781XAXC-24D				
Magnecraft	Supersedes Magnecraft	Omron	Finder	Releco
782XAXM4L-12A				C7-A10X/AC12
782XAXM4L-24A				C7-A10X/AC24
782XAXM4L-120A				C7-A10X/AC115
782XAXM4L-240A				C7-A10X/AC240
782XAXM4L-12D				C7-A10X/DC12
782XAXM4L-24D				C7-A10X/DC24
782XAXM4L-110D				C7-A10X/DC110
782XAXTM4L-12A				C7-A10PX/AC12
782XAXTM4L-24A				C7-A10PX/AC24
782XAXTM4L-120A				C7-A10PX/AC115
782XAXTM4L-12D				C7-A10PX/DC12
782XAXTM4L-24D				C7-A10PX/DC24
782XAXTM4L-110D				C7-A10PX/DC115
782XAXC-12A	W78ARCSX-108	LY1-AC12		C7-A10 /AC12
782XAXC-24A	W78ARCSX-109	LY1-AC24		C7-A10 /AC24
782XAXC-120A	W78ARCSX-111	LY1-AC110/120		C7-A10 /AC115
782XAXC-220/230A	W78ARCSX	LY1-AC220/240		C7-A10 /AC240
782XAXC-240A	W78ARCSX-112	LY1-AC220/240		C7-A10 /AC240
782XAXCL-24A	W78ARNCSX-8	LY1N-AC24		C7-A10X/DC12
782XAXCL-120A	W78ARNCSX-9	LY1N-AC110/120		C7-A10X/DC24
782XAXCL-240A	W78ARNCSX-10	LY1N-AC220/240		C7-A10X/DC115
782XAXC-12D	W78RCSX-97	LY1-DC12		C7-A10 /DC12
782XAXC-24D	W78RCSX-98	LY1-DC24		C7-A10 /DC24
782XAXC-110D	W78RCSX-100	LY1-DC110		C7-A10 /DC110
782XAXCT-12A	W78ARPCX-81	LY1-0-AC12		C7-A10P/AC12
782XAXCT-24A	W78ARPCX-82	LY1-0-AC24		C7-A10P/AC24
782XAXCT-120A	W78ARPCX-84	LY1-0-AC110/120		C7-A10P/AC115
782XAXCT-12D	W78ARPCX-79	LY1-0-DC12		C7-A10P/DC12
782XAXCT-24D	W78ARPCX-83	LY1-0-DC24		C7-A10P/DC24
782XAXCT-110D	W78ARPCX-85	LY1-0-DC110		C7-A10P/DC115
782XBX4L-24A		LY212N-AC24	56.32.8.024.4054	C7-A20X/AC24
782XBX4L-120A		LY212N-AC120	56.32.8.120.4054	C7-A20X/AC120
782XBX4L-220/230A		LY212N-AC230	56.32.8.230.4054	C7-A20X/AC230
782XBX4L-240A		LY212N-AC230	56.32.8.240.4054	C7-A20X/AC240
782XBX4L-12D		LY212N-DC12	56.32.9.012.4090	C7-A20X/DC12
782XBX4L-24D		LY212N-DC24	56.32.9.024.4090	C7-A20X/DC24
782XBX4L-110D		LY212N-DC110	56.32.9.110.4090	C7-A20X/DC110

Magnecraft	Supersedes Magnecraft	Omron	Finder	Releco
782XBXC-6A	W78ARCSX-7	LY2-AC06	56.32.8.006.4000	C7-A20 /AC6
782XBXC-24A	W78ARCSX-9	LY2-AC24	56.32.8.024.4000	C7-A20 /AC24
782XBXC-120A	W78ARCSX-11	LY2-AC110/120	56.32.8.120.4000	C7-A20 /AC120
782XBXC-220/230A		LY2-AC220/240	56.32.8.230.4000	C7-A20 /AC230
782XBXC-240A	W78ARCSX-12	LY2-AC220/240	56.32.8.240.4000	C7-A20 /AC240
782XBXC-6D	W78RCSX-6	LY2-DC06	56.32.9.006.4000	C7-A20 /DC6
782XBXC-12D	W78RCSX-7	LY2-DC12	56.32.9.012.4000	C7-A20 /DC12
782XBXC-24D	W78RCSX-8	LY2-DC24	56.32.9.024.4000	C7-A20 /DC24
782XBXC-48D	W78RCSX-9	LY2-DC48	56.32.9.048.4000	C7-A20 /DC48
782XBXC-110D	W78RCSX-10	LY2-DC110	56.32.9.110.4000	C7-A20 /DC110
782XBXCT-24A	W78ARPCX-3	LY2-0-AC24	56.42.8.024.4000	C7-A20P/AC24
782XBXCT-120A	W78ARPCX-5	LY2-0-AC24	56.42.8.120.4000	C7-A20P/AC115
782XBXCT-6D	W78RPCX-1	LY2-0-DC06	56.42.9.006.4000	C7-A20P/DC6
782XBXCT-12D	W78RPCX-2	LY2-0-DC12	56.42.9.012.4000	C7-A20P/DC12
782XBXCT-24D	W78RPCX-3	LY2-0-DC24	56.42.9.024.4000	C7-A20P/DC24
782XBX2M4L-12A		MY2IN-AC12	55.32.8.012.0054	C9-A20X/AC12
782XBX2M4L-24A		MY2IN-AC24	55.32.8.024.0054	C9-A20X/AC24
782XBX2M4L-120A		MY2IN-AC120	55.32.8.120.0054	C9-A20X/AC115
782XBX2M4L-220/230A		MY2IN-AC230	55.32.8.230.0054	C9-A20X/AC230
782XBX2M4L-240A		MY2IN-AC240	55.32.8.240.0054	C9-A20X/AC240
782XBX2M4L-12D		MY2IN-DC12	55.32.9.012.0074	C9-A20X/DC12
782XBX2M4L-24D		MY2IN-DC24	55.32.9.024.0074	C9-A20X/DC24
782XBX2M4L-110D		MY2IN-DC110	55.32.9.110.0074	C9-A20X/DC110
782XBX3M4L-12A		MY4Z-AC12		C9-T28X/AC12
782XBX3M4L-24A		MY4Z-AC24		C9-T28X/AC24
782XBX3M4L-120A		MY4Z-AC120		C9-T28X/AC115
782XBX3M4L-220/230A		MY4Z-AC230		C9-T28X/AC230
782XBX3M4L-240A		MY4Z-AC240		C9-T28X/AC240
782XBX3M4L-12D		MY4Z-DC12		C9-T28X/DC12
782XBX3M4L-24D		MY4Z-DC24		C9-T28X/DC24
782XBX3M4L-110D		MY4Z-DC110		C9-T28X/DC110
Magnecraft	Supersedes Magnecraft	Omron	Finder	Releco
782XDX1M4L-24A				C9-A48X/AC24
782XDX1M4L-120A				C9-A48X/AC115
782XDX1M4L-220/230A				C9-A48X/AC230
782XDX1M4L-240A				C9-A48X/AC240
782XDX1M4L-12D				C9-A48X/DC12
782XDX1M4L-24D				C9-A48X/DC24
782XDX1M4L-110D				C9-A48X/DC110
782XDX1C-12A	W78ACSX-2			C9-A42 /AC12
782XDX1C-24A	W78ACSX-3			C9-A42 /AC24
782XDX1C-120A	W78ACSX-5			C9-A42 /AC115
782XDX1C-220/230A				C9-A42 /AC230
782XDX1C-240A	W78ACSX-6			C9-A42 /AC240
782XDX1C-6D	W78CSX-1			C9-A42 /DC6
782XDX1C-12D	W78CSX-2			C9-A42 /DC12
782XDX1C-24D	W78CSX-3			C9-A42 /DC24
782XDX1C-110D	W78CSX-6			C9-A42 /DC110
782XDX2M4L-12A		MY4IN-AC12	55.34.8.012.0054	C9-40X/AC12
782XDX2M4L-24A		MY4IN-AC24	55.34.8.024.0054	C9-40X/AC24
782XDX2M4L-120A		MY4IN-AC120	55.34.8.120.0054	C9-40X/AC115

IDEC	Relpol	Tyco/Shrack/Potter & Brumfield	Allen-Bradley
RH2B-U-AC6	RY2-1002-26-5006	K10P11A15-6	700-HF32A06
RH2B-U-AC24	RY2-1012-26-5024	K10P11A15-24A	700-HF32A24
RH2B-U-AC120	RY2-1012-26-5120	K10P11A15-120A	700-HF32A1
RH2B-U-AC240	RY2-1012-26-5230	K10P11A15-220A	
RH2B-U-AC240	RY2-1012-26-5240	K10P11A15-240A	700-HF32A2
RH2B-U-DC6	RY2-1012-26-5006	K10P11D15-6D	700-HF32Z06
RH2B-U-DC12	RY2-1012-26-1012	K10P11D15-12D	700-HF32Z12
RH2B-U-DC24	RY2-1012-26-1024	K10P11D15-24D	700-HF32Z24
RH2B-U-DC48	RY2-1012-26-1048	K10P11D15-48D	700-HF32Z48
RH2B-U-DC110	RY2-1012-26-1110	K10P11D15-110D	700-HF32Z1
RH2V2-U-AC24		K10P11A55-24	TM013524
RH2V2-U-AC120		K10P11D55-120	TM013615
RH2V2-U-DC6		K10P11D55-6D	
RH2V2-U-DC12		K10P11D55-12D	TM013012
RH2V2-U-DC24		K10P11D55-24D	TM013024
RU2S-M-12A		KHAU11A12 (M or H) -24	
RU2S-M-24A	R2-2012-23-5024-WTL	KHAU11A12 (M or H) -24	
RU2S-M-120A	R2-2012-23-5120-WTL	KHAU11A12 (M or H) -120	
RU2S-M-230A	R2-2012-23-5230-WTL		
RU4S-M-240A	R2-2012-23-5240-WTL	KHAU11A12 (M or H) -240	
RU2S-M-12D	R2-2012-23-1012-WTL	KHAU11D12 (M or H) -12	
RU2S-M-24D	R2-2012-23-1024-WTL	KHAU11D12 (M or H) -24	
RU2S-M-110D	R2-2012-23-1110-WTL	KHAU11D12 (M or H) -110	
RU22S-M-12A		KHAU11A16 (M or H) -12	
RU22S-M-24A		KHAU11A16 (M or H) -24	
RU22S-M-120A		KHAU11A16 (M or H) -120	
RU22S-M-230A			
RU22S-M-240A		KHAU11A16 (M or H) -240	
RU22S-M-12D		KHAU11D16 (M or H) -12	
RU22S-M-24D		KHAU11D16 (M or H) -24	
RU22S-M-110D		KHAU11D16 (M or H) -110	
IDEC	Relpol	Tyco/Shrack/Potter & Brumfield	Allen-Bradley
	R4-2314-23-5024-WTL	KHAU17D18 (M or H) -24	700-HC14A24-1-4
	R4-2314-23-5120-WTL	KHAU17D18 (M or H) -120	700-HC14A1-1-4
	R4-2314-23-5030-WTL		
	R4-2314-23-5040-WTL	KHAU17A18 (M or H) -240A	700-HC14A2-1-4
	R4-2314-23-1012-WTL	KHAU17D18 (M or H) -12	700-HC14Z12-1-4
	R4-2314-23-1024-WTL	KHAU17D18 (M or H) -24	700-HC14Z14-1-4
	R4-2314-23-1110-WTL	KHAU17D18 (M or H) -110	700-HC14Z1-1-4
		KHAU17A18-24	700-HC14A12
	R4-2314-23-5012-WTL	KHAU17A18-24	700-HC14A24
	R4-2314-23-5024-WTL	KHAU17A18-120	700-HC14A1
	R4-2314-23-5120-WTL		
	R4-2314-23-5230-WTL	KHAU17A18-240	700-HC14A2
	R4-2314-23-5240-WTL	KHAU17D18-6	700-HC14Z06
	R4-2314-23-1012-WTL	KHAU17D18-12	700-HC14Z12
	R4-2314-23-1024-WTL	KHAU17D18-24	700-HC14Z14
	R4-2314-23-1110-WTL	KHAU17D18-110	700-HC14Z1
RU4S-M-12A	R4-2014-23-5012-WTL	KHAU17A12M-12	700-HC24A12-1-4
RU4S-M-24A	R4-2014-23-5024-WTL	KHAU17A12M-24	700-HC24A24-1-4
RU4S-M-120A	R4-2014-23-5120-WTL	KHAU17A12H-120	700-HC24A1-1-4

Magnecraft	Supercedes Magnecraft	Omron	Finder	Releco
782XDX2M4L-220/230A		MY4IN-AC230	55.34.8.230.0054	C9-40X/AC230
782XDX2M4L-240A		MY4IN-AC240	55.34.8.240.0054	C9-40X/AC240
782XDX2M4L-12D		MY4IN-DC12	55.34.9.012.0090	C9-40X/DC12
782XDX2M4L-24D		MY4IN-DC24	55.34.9.024.0090	C9-40X/DC24
782XDX2M4L-110D		MY4IN-DC110	55.34.9.110.0090	C9-40X/DC110
782XDX2C-12A		MY4-AC12	55.34.8.012.0000	C9-40 /AC12
782XDX2C-120A	W78KAC SX-17	MY4-AC120	55.34.8.120.0000	C9-40 /AC24
782XDX2C-220/230A		MY4-AC220/230	55.34.8.230.0000	C9-40 /AC115
782XDX2C-240A	W78KAC SX-18	MY4-AC240	55.34.8.240.0000	C9-40 /AC240
782XDX2C-12D	W78KCSX-12	MY4-DC12	55.34.9.012.0000	C9-40 /DC12
782XDX2C-24D	W78KCSX-13	MY4-DC24	55.34.9.024.0000	C9-40 /DC24
782XDX2C-110D		MY4-DC110	55.34.9.110.0000	C9-40 /DC110
782XDX1TC-12A	W78APCX-3	MY4-02-AC24	55.14.8.024.0000	C9-A48 /AC24
782XDX1TC-120A	W78APCX-5	MY4-02-AC120	55.14.8.120.0000	C9-A48 /AC115
782XDX1TC-12D	W78PCX-2	MY4-02-DC12	55.14.9.012.0000	C9-A48 /DC12
782XDX1TC-24D	W78PCX-3	MY4-02-DC24	55.14.9.024.0000	C9-A48 /DC24
782XDX1TC-110D	W78PCX-6	MY4-02-DC110	55.14.9.110.0000	C9-A48 /DC110
782XDX3M4L-12A		MY4ZIN-AC12		C9-T42X/AC12
782XDX3M4L-24A		MY4ZIN-AC24		C9-T42X/AC24
782XDX3M4L-120A		MY4ZIN-AC120		C9-T42X/AC115
782XDX3M4L-220/230A		MY4ZIN-AC230		C9-T42X/AC230
782XDX3M4L-240A		MY4ZIN-AC240		C9-T42X/AC240
782XDX3M4L-12D		MY4ZIN-DC12		C9-T42X/DC12
782XDX3M4L-24D		MY4ZIN-DC24		C9-T42X/DC24
782XDX3M4L-110D		MY4ZIN-DC110		C9-T42X/DC110
Magnecraft	Supercedes Magnecraft	Omron	Finder	Releco
782XDX3C-12A	W78ATCSX-2	MY4Z-AC12		C9-T42 /AC12
782XDX3C-24A	W78ATCSX-3	MY4Z-AC24		C9-T42 /AC24
782XDX3C-120A	W78ATCSX-5	MY4Z-AC120		C9-T42 /AC115
782XDX3C-220/230A		MY4Z-AC220/230		C9-T42 /AC230
782XDX3C-240A	W78ATCSX-6	MY4Z-AC240		C9-T42 /AC240
782XDX3C-6D	W78TCSX-1	MY4Z-DC6		C9-T42 /DC6
782XDX3C-12D	W78TCSX-2	MY4Z-DC12		C9-T42 /DC12
782XDX3C-24D	W78TCSX-3	MY4Z-DC24		C9-T42 /DC24
782XDX3C-110D	W78TCSX-5	MY4Z-DC110		C9-T42 /DC110
783XCXM4L-24A		LY3I2N-AC24		
783XCXM4L-120A		LY3I2N-AC120		
783XCXM4L-220/230A		LY3I2N-AC230		
783XCXM4L-240A		LY3I2N-AC240		
783XCXM4L-12D		LY3I2N-DC12		
783XCXM4L-24D		LY3I2N-DC24		
783XCXM4L-110D		LY3I2N-DC110		
783XCXTM4L-120A				
783XCXTM4L-12D				
783XCXTM4L-24D				
783XCXC-12A	78XCX-12A	LY3-AC120		
783XCXC-24A	78XCX-24A	LY3-AC24		
783XCXC-120A	78XCX-120A	LY3-AC120		
783XCXC-240A	78XCX-240A	LY3-AC240		
783XCXC-12D	78XCX-12D	LY3-DC12		
783XCXC-24D	78XCX-24D	LY3-DC24		
783XCXC-110D	78XCX-110D	LY3-DC110		

IDEC	Relpol	Tyco/Shrack/Potter & Brumfield	Allen-Bradley
RU4S-M-230A	R4-2014-23-5030-WTL		
RU4S-M-240A	R4-2014-23-5040-WTL	KHAU17A12 (M or H) -240	700-HC24A2-1-4
RU4S-M-12D	R4-2014-23-1012-WTL	KHAU17D12 (M or H) -12	700-HC24Z12-1-4
RU4S-M-24D	R4-2014-23-1024-WTL	KHAU17D12 (M or H) -24	700-HC24Z24-1-4
RU4S-M-110D	R4-2014-23-1110-WTL	KHAU17D12 (M or H) -110	700-HC24Z1-1-4
RY4S-U-12A	R4-2014-23-5012	KHAU17A12-12	700-HC24A12
RY4S-U-120A	R4-2014-23-5120	KHAU17A12-120	700-HC24A1
RY4S-U-230A	R4-2014-23-5230		
RY4S-U-240A	R4-2014-23-5240	KHAU17A12-240	700-HC24A2
RY4S-U-12D	R4-2014-23-1012	KHAU17D12-12	700-HC24Z12
RY4S-U-24D	R4-2014-23-1024	KHAU17D12-24	700-HC24Z24
RY4S-U-110D	R4-2014-23-1110	KHAU17D12-110	700-HC24Z1
	R4-2314-25-5024	KHAE17A18-24	
	R4-2314-25-5120	KHAE17A18-120	
	R4-2314-25-1012	KHAE17D18-12	
	R4-2314-25-1024	KHAE17D18-24	
	R4-2314-25-1110	KHAE17D18-110	
RU42S-M-12A		KHAU17A16 (M or H) -12	
RU42S-M-24A		KHAU17A16 (M or H) -24	
RU42S-M-120A		KHAU17A16 (M or H) -120	
RU42S-M-230A			
RU42S-M-240A		KHAU17A16 (M or H) -240	
RU42S-M-12D		KHAU17D16 (M or H) -12	
RU42S-M-24D		KHAU17D16 (M or H) -24	
RU42S-M-110D		KHAU17D16 (M or H) -110	
IDEC	Relpol	Tyco/Shrack/Potter & Brumfield	Allen-Bradley
RY42S-U-12A		KHAU17A16S-12	
RY42S-U-24A		KHAU17A16S-24	
RY42S-U-120A		KHAU17A16S-120	
RY42S-U-230A			
RY42S-U-240A		KHAU17A16-240	
RY42S-U-6D		KHAU17D16-6	
RY42S-U-12D		KHAU17D16-12	
RY42S-U-24D		KHAU17D16-24	
RY42S-U-110D		KHAU17D16-110	
RH3B-ULC-AC24			700-HF33A24-1-4
RH3B-ULC-AC120			700-HF33A1-1-4
RH3B-ULC-AC230			
RH3B-ULC-AC240			700-HF33A2-1-4L
RH3B-ULC-DC12			700-HF33Z12-1-4
RH3B-ULC-DC24			700-HF33Z24-1-4
RH3B-ULC-DC110			700-HF33Z1-1-4
RH3V2-ULC-AC120			
RH3V2-ULC-DC12			
RH3V2-ULC-DC24			
RH3B-U-AC120			700-HF33A12
RH3B-U-AC24			700-HF33A24
RH3B-U-AC120			700-HF33A1
RH3B-U-AC240			700-HF33A2
RH3B-U-DC12			700-HF33Z12
RH3B-U-DC24			700-HF33Z24
RH3B-U-DC120			700-HF33Z1

Magnecraft	Supercedes Magnecraft	Omron	Finder	Releco
784DXM4L-24A		LY412N-AC24	56.34.8.024.4054	
784DXM4L-120A		LY412N-AC120	56.34.8.120.4054	
784DXM4L-220/230A		LY412N-AC230	56.34.8.230.4054	
784DXM4L-240A		LY412N-AC240	56.34.8.240.4054	
784DXM4L-12D		LY412N-DC12	56.34.9.012.4090	
784DXM4L-24D		LY412N-DC24	56.34.9.024.4090	
784DXM4L-110D		LY412N-DC110	56.34.9.110.4090	
784DXC-12A	78XDX-12A	LY4-AC12	56.34.8.012.4000	
784DXC-24A	78XDX-24A	LY4-AC24	56.34.8.024.4000	
784DXC-120A	78XDX-120A	LY4-AC120	56.34.8.120.4000	
784DXC-12D	78XDX-12D	LY4-DC12	56.34.9.012.4000	
784DXC-24D	78XDX-24D	LY4-DC24	56.34.9.024.4000	
784DXC-110D	78XDX-110D	LY4-DC110	56.34.9.110.4000	
750BXM4L-24A		MK2PN-S-AC24	60.12.8.024.0054	C2-A20X/AC24
750BXM4L-120A		MK2PN-S-AC120	60.12.8.120.0054	C2-A20X/AC120
750BXM4L-220/240A		MK2PN-S-AC240	60.12.8.240.0054	C2-A20X/AC240
750BXM4L-12D		MK2PN-S-DC12	60.12.9.012.0074	C2-A20X/DC12
750BXM4L-24D		MK2PN-S-DC24	60.12.9.024.0074	C2-A20X/DC24
750BXM4L-110D		MK2PN-S-DC110	60.12.9.110.0074	C2-A20X/DC110
750XCXM4L-24A		MK3PN-S-AC24	60.13.8.024.0054	C3-A30X/AC24
750XCXM4L-120A		MK3PN-S-AC120	60.13.8.120.0054	C3-A30X/AC120
750XCXM4L-220/240A		MK3PN-S-AC240	60.13.8.240.0054	C3-A30X/AC240
750XCXM4L-12D		MK3PN-S-DC12	60.13.9.012.0074	C3-A30X/DC12
750XCXM4L-24D		MK3PN-S-DC24	60.13.9.024.0074	C3-A30X/DC24
750XCXM4L-110D		MK3PN-S-DC110	60.13.9.110.0074	C3-A30X/DC110
750BXC-24A	314XBX48P-24A	MK2P-S-AC24	60.12.8.024.0000	C2-A20 /AC24
750BXC-120A	314XBX48P-120A	MK2P-S-AC120	60.12.8.120.0000	C2-A20 /AC120
750BXC-220/240A	314XBX48P-220/240A	MK2P-S-AC240	60.12.8.240.0000	C2-A20 /AC240
750BXC-12D	314XBX48P-12D	MK2P-S-DC12	60.12.9.012.0000	C2-A20 /DC12
750BXC-24D	314XBX48P-24D	MK2P-S-DC24	60.12.9.024.0000	C2-A20 /DC24
750BXC-110D	314XBX48P-110D	MK2P-S-DC110	60.12.9.110.0000	C2-A20 /DC110
750XCXC-24A	314XCX48P-24A	MK3P5-S-AC24	60.13.8.024.0000	C3-A30 /AC24
750XCXC-120A	314XCX48P-120A	MK3P5-S-AC120	60.13.8.120.0000	C3-A30 /AC120
750XCXC-220/240A	314XCX48P-220/240A	MK3P5-S-AC240	60.13.8.240.0000	C3-A30 /AC240
750XCXC-12D	314XCX48P-12D	MK3P5-S-DC12	60.13.9.012.0000	C3-A30 /DC12
750XCXC-24D	314XCX48P-24D	MK3P5-S-DC24	60.13.9.024.0000	C3-A30 /DC24
750XCXC-110D	314XCX48P-110D	MK3P5-S-DC110	60.13.9.110.0000	C3-A30 /DC110
Magnecraft	Supercedes Magnecraft	Omron	Finder	Releco
788XAXC-12A	283XAXC-12A	MJN1C-AC12		
788XAXC-24A	283XAXC-24A	MJN1C-AC24		
788XAXC-120A	283XAXC-120A	MJN1C-AC120		
788XAXC-240A	283XAXC-240A	MJN1C-AC240		
788XAXC-12D	283XAXC-12D	MJN1C-DC12		
788XAXC-24D	283XAXC-24D	MJN1C-DC24		
788XAXC-110/125D	283XAXC-110/125D	MJN1C-DC110		
788BXM4L-24A			62.32.8.024.0054	C5-A20X/AC24
788BXM4L-120A			62.32.8.120.0054	C5-A20X/AC120
788BXM4L-220/240A			62.32.8.204.0054	C5-A20X/AC240
788BXM4L-12D			62.32.9.012.0074	C5-A20X/DC12
788BXM4L-24D			62.32.9.024.0074	C5-A20X/DC24
788BXM4L-110D			62.32.9.110.0074	C5-A20X/DC110

IDEC	Relpol	Tyco/Shrack/Potter & Brumfield	Allen-Bradley	
RH4B-ULC-AC24			700-HF34A24-1-4	
RH4B-ULC-AC120			700-HF34A1-1-4	
RH4B-ULC-AC230				
RH4B-ULC-AC240			700-HF34A2-1-4L	
RH4B-ULC-DC12			700-HF34Z12-1-4	
RH4B-ULC-DC24			700-HF34Z24-1-4	
RH4B-ULC-DC110			700-HF34Z1-1-4	
RH4B-U-AC120			700-HF34A12	
RH4B-U-AC24			700-HF34A24	
RH4B-U-AC120			700-HF34A1	
RH4B-U-DC12			700-HF34Z12	
RH4B-U-DC24			700-HF34Z24	
RH4B-U-DC110			700-HF34Z1	
RR2P-ULC-AC24	R15-2012-23-5024-WTL	KRPA-11ANFP-24	MT228024	700-HA32A24-1-4
RR2P-ULC-AC120	R15-2012-23-5210-WTL	KRPA-11ANFP-120	MT228115	700-HA32AA1-1-4
RR2P-ULC-AC240	R15-2012-23-5230-WTL	KRPA-11ANFP-240	MT228240	700-HA32A2-1-4
RR2P-ULC-DC12	R15-2012-23-1012-WTL	KRPA-11DNFP-12	MT223012	700-HA32Z12-1-4
RR2P-ULC-DC24	R15-2012-23-1024-WTL	KRPA-11DNFP-24	MT223024	700-HA32Z24-1-4
RR2P-ULC-DC110	R15-2012-23-1110-WTL	KRPA-11DNFP-110	MT223110	700-HA32Z1-1-4
RR3P-ULC-AC24	R15-2012-23-5024-WTL	KRPA-14ANFP-24	MT328024	700-HA33A24-1-4
RR3P-ULC-AC120	R15-2012-23-5210-WTL	KRPA-14ANFP-120	MT322115	700-HA33AA1-1-4
RR3P-ULC-AC240	R15-2012-23-5230-WTL	KRPA-14ANFP-240	MT328240	700-HA33A2-1-4
RR3P-ULC-DC12	R15-2012-23-1012-WTL	KRPA-14DNFP-12	MT323012	700-HA33Z12-1-4
RR3P-ULC-DC24	R15-2012-23-1024-WTL	KRPA-14DNFP-24	MT323024	700-HA33Z24-1-4
RR3P-ULC-DC110	R15-2012-23-1110-WTL	KRPA-14DNFP-110	MT32110	700-HA33Z1-1-4
RR2P-U-AC24	R15-2012-23-5024-	KRPA-11AG-24		700-HA32A24
RR2P-U-AC120	R15-2012-23-5210-	KRPA-11AG-120		700-HA32AA1
RR2P-U-AC240	R15-2012-23-5230-	KRPA-11AG-240		700-HA32A2
RR2P-U-DC12	R15-2012-23-1012-	KRPA-11DG-12		700-HA32Z12
RR2P-U-DC24	R15-2012-23-1024-	KRPA-11DG-24		700-HA32Z24
RR2P-U-DC110	R15-2012-23-1110-	KRPA-11DG-110		700-HA32Z1
RR3P-U-AC24	R15-2012-23-5024-	KRPA-14AG-24		700-HA33A24
RR3P-U-AC120	R15-2012-23-5210-	KRPA-14AG-120		700-HA33A1
RR3P-U-AC240	R15-2012-23-5230-	KRPA-14AG-240		700-HA33A2
RR3P-U-DC12	R15-2012-23-1012-	KRPA-14DG-12		700-HA33Z12
RR3P-U-DC24	R15-2012-23-1024-	KRPA-14DG-24		700-HA33Z24
RR3P-U-DC110	R15-2012-23-1110-	KRPA-14DG-110		700-HA33Z1
IDEC	Relpol	Tyco/Shrack/Potter & Brumfield	Allen-Bradley	
RR1BA-U-AC12V		KUP5A15 (or F) -12		
RR1BA-U-AC24V		KUP5A15 (or F) -24		
RR1BA-U-AC120V		KUP5A15 (or F) -120		
RR1BA-U-AC240V		KUP5A15 (or F) -240		
RR1BA-U-DC12V		KUP5D15 (or F) -12		
RR1BA-U-DC24V		KUP5D15 (or F) -24		
RR1BA-U-DC110V		KUP5D15 (or F) -110		
RR2BA-ULC-AC24		KUP11A45 (or F) -24	700-HB32A24-1-4	
RR2BA-ULC-AC120		KUP11A45 (or F) -120	700-HB32AA1-1-4	
RR2BA-ULC-AC240		KUP11A45 (or F) -240	700-HB32A2-1-4	
RR2BA-ULC-DC12		KUP11D45 (or F) -12	700-HB32Z121-4	
RR2BA-ULC-DC24		KUP11D45 (or F) -24	700-HB32Z24-1-4	
RR2BA-ULC-DC110		KUP11D45 (or F) -110	700-HB32Z1-1-4	

Magnecraft	Supercedes Magnecraft	Omron	Finder	Releco
788XBXC-24A	283XBXC-24A	MJN2C-AC2412	62.32.8.024.0000	C5-A20 /AC24
788XBXC-120A	283XBXC-120A	MJN2C-AC12012	62.32.8.120.0000	C5-A20 /AC120
788XBXC-220/240A	283XBXC-220/240A	MJN2C-AC24012	62.32.8.204.0000	C5-A20 /AC240
788XBXC-12D	A283XBXC-12D	MJN2C-DC12	62.32.9.012.0000	C5-A20 /DC12
788XBXC-24D	A283XBXC-24D	MJN2C-DC24	62.32.9.024.0000	C5-A20 /DC24
788XBXC-110D	A283XBXC-110D	MJN2C-DC110	62.32.9.110.0000	C5-A20 /DC110
788XCXM4L-24A			62.33.8.024.0054	C5-A30X/AC24
788XCXM4L-120A			62.33.8.120.0054	C5-A30X/AC120
788XCXM4L-220/240A			62.33.8.204.0054	C5-A30X/AC240
788XCXM4L-12D			62.33.9.012.0074	C5-A30X/DC12
788XCXM4L-24D			62.33.9.024.0074	C5-A30X/DC24
788XCXM4L-110D			62.33.9.110.0074	C5-A30X/DC110
788XCXC-24A	A283XCXC-24A	MJN3C-AC24	62.33.8.024.0000	C5-A30 /AC24
788XCXC-120A	A283XCXC-120A	MJN3C-AC120	62.33.8.120.0000	C5-A30 /AC120
788XCXC-220/240A	A283XCXC-240A	MJN3C-AC240	62.33.8.204.0000	C5-A30 /AC240
788XCXC-12D	A283XCXC-12D	MJN3C-DC12	62.33.9.012.0000	C5-A30 /DC12
788XCXC-24D	A283XCXC-24D	MJN3C-DC24	62.33.9.024.0000	C5-A30 /DC24
788XCXC-110D	A283XCXC-110D	MJN3C-DC110	62.33.9.110.0000	C5-A30 /DC110
788XAXC1-12A	A283XAXC1-12A	MJN1CF-AC12		
788XAXC1-24A	A283XAXC1-12A	MJN1CF-AC24		
788XAXC1-120A	A283XAXC1-120A	MJN1CF-AC120		
788XAXC1-240A	A283XAXC1-240A	MJN1CF-AC240		
788XAXC1-12D	A283XAXC1-12D	MJN1CF-DC12		
788XAXC1-24D	A283XAXC1-24D	MJN1CF-DC24		
788XAXC1-110D	A283XAXC1-110D	MJN1CF-DC110		
Magnecraft	Supercedes Magnecraft	Omron	Finder	Releco
788XBXC1-12A	A283XBXC1-12A	MJN2CF-AC12		
788XBXC1-24A	A283XBXC1-24A	MJN2CF-AC240		
788XBXC1-120A	A283XBXC1-120A	MJN2CF-AC120		
788XBXC1-240A	A283XBXC1-240A	MJN2CF-AC240		
788XBXC1-12D	A283XBXC1-12D	MJN2CF-DC12		
788XBXC1-24D	A283XBXC1-24D	MJN2CF-DC24		
788XBXC1-110D	A283XBXC1-110D	MJN2CF-DC110		
788XCXC1-12A	A283XCXC1-12A	MJN3CF-AC12		
788XCXC1-24A	A283XCXC1-24A	MJN3CF-AC24		
788XCXC1-120A	A283XCXC1-120A	MJN3CF-AC120		
788XCXC1-240A	A283XCXC1-240A	MJN3CF-AC240		
788XCXC1-12D	A283XCXC1-12D	MJN3CF-DC12		
788XCXC1-24D	A283XCXC1-24D	MJN3CF-DC24		
788XCXC1-110D	A283XCXC1-110D	MJN3CF-DC110		
788XAXC3-12D	283XAXC3-12D			
788XAXC3-24D	283XAXC3-24D			
788XAXC3-48D	283XAXC3-48D			
788XAXC3-110D	283XAXC3-110D			
788XAXC3-24A	283XAXC3-24A			
788XAXC3-120A	283XAXC3-120A			
788XAXC3-240A	283XAXC3-240A			

IDEC	Relpol	Tyco/Shrack/Potter & Brumfield		Allen-Bradley
RR2BA-U-AC24V	RUC-1012-26-5024	KUP-11A15 (or F) -24	RM202524	700-HB32A24
RR2BA-U-AC120V	RUC-1012-26-5210	KUP-11A15 (or F) -120	RM202615	700-HB32AA1
RR2BA-U-AC240V	RUC-2012-26-5230	KUP-11A15 (or F) -240	RM202730	700-HB32A2
RR2BA-U-DC12V	RUC-2012-26-1012	KUP-11D15 (or F) -12	RM202012	700-HB32Z12
RR2BA-U-DC24V	RUC-2012-26-1024	KUP-11D15 (or F) -24	RM202024	700-HB32Z24
RR2B-U-DC110V	RUC-2012-26-1110	KUP-11D15 (or F) -110	RM202110	700-HB32Z1
RR3BA-ULC-AC24		KUP14A45 (or F) -24		700-HB33A24-1-4
RR3BA-ULC-AC120		KUP14A45 (or F) -120		700-HB33A1-1-4
RR3BA-ULC-AC240		KUP14A45 (or F) -240		700-HB33A2-1-4
RR3BA-ULC-DC12		KUP14D45 (or F) -12		700-HB33Z12-1-4
RR3BA-ULC-DC24		KUP14D45 (or F) -24		700-HB33Z24-1-4
RR3BA-ULC-DC110		KUP14D45 (or F) -110		700-HB33Z1-1-4
RR3B-U-AC24V	RUC-2013-26-5024	KUP-14A45 (or F) -24	RM302524	700-HB33A24
RR3B-U-AC1200V	RUC-2013-26-5120	KUP-14A45 (or F) -120	RM302615	700-HB33A1
RR3B-U-AC240V	RUC-2013-26-5240	KUP-14A45 (or F) -240	RM202730	700-HB33A2
RR3B-U-DC12V	RUC-2013-26-1012	KUP-14D45 (or F) -12	RM302012	700-HB33Z12
RR3B-U-DC24V	RUC-2013-26-1024	KUP-14D45 (or F) -24	RM302024	700-HB33Z24
RR3B-U-DC110V	RUC-2013-23-1110	KUP-14D45 (or F) -110	RM302110	700-HB33Z1
RR1BA-US-AC12V		KUP5A55 (or F) -12		
RR1BA-US-AC24V		KUP5A55 (or F) -24		
RR1BA-US-AC120V		KUP5A55 (or F) -120		
RR1BA-US-AC240V		KUP5A55 (or F) -240		
RR1BA-US-DC12V		KUP5D55 (or F) -12		
RR2BA-US-DC24V		KUP11D55 (or F) -24		
RR1BA-US-DC110V		KUP5D55 (or F) -110		
IDEC	Relpol	Tyco/Shrack/Potter & Brumfield		Allen-Bradley
RR2BA-US-AC12V	RUC-1012-46-5012	KUP11A55 (or F) -12	RM203512	700-HD32A12
RR2BA-US-AC24V	RUC-1012-46-5024	KUP11A55 (or F) -24	RM203524	700-HD32A24
RR2BA-US-AC120V	RUC-1012-46-5120	KUP11A55 (or F) -120	RM203615	700-HD32A1
RR2BA-US-AC240V	RUC-2012-46-5240	KUP11A55 (or F) -240	RM203730	700-HD32A2
RR2BA-US-DC12V	RUC-2012-46-1012	KUP11D55 (or F) -12	RM203012	700-HD32Z12
RR2B-US-DC24V	RUC-2012-46-1024	KUP11D55 (or F) -24	RM203024	700-HD32Z24
RR2BA-US-DC110V	RUC-2012-46-1110	KUP11D55 (or F) -110	RM203110	700-HD32Z1
RR3B-US-AC12V	RUC-2013-46-5024	KUP14A55 (or F) -12	RM703512	700-HD33A12
RR1BA-US-DC24V	RUC-2013-46-5024	KUP14A55 (or F) -24	RM703524	700-HD33A24
RR3B-US-AC120V	RUC-2013-46-5120	KUP14A55 (or F) -120	RM703615	700-HD33A1
RR1BA-US-DC240V	RUC-2013-46-5240	KUP14A55 (or F) -240	RM703730	700-HD33A2
RR3B-US-DC12V	RUC-2013-46-1012	KUP14D55 (or F) -12	RM703012	700-HD33Z12
RR3B-US-DC24V	RUC-2013-46-1024	KUP14D55 (or F) -24	RM703024	700-HD33Z24
RR3B-US-DC110V	RUC-2013-23-1110	KUP14D55 (or F) -110	RM703110	700-HD33Z1
		KUP5DT5 (or F) -12		
		KUP5DT5 (or F) -24		
		KUP5DT5 (or F) -48		
		KUP5DT5 (or F) -110		
		KUP5AT5 (or F) -24		
		KUP5AT5 (or F) -120		
		KUP5AT5 (or F) -240		

Magnecraft	Supersedes Magnecraft	Omron	Finder	Releco
788XBXC3-12D	283XBXC3-12D			
788XBXC3-24D	283XBXC3-24D			
788XBXC3-48D	283XBXC3-48D			
788XBXC3-110D	283XBXC3-110D			
788XBXC3-24A	283XBXC3-24A			
788XBXC3-120A	283XBXC3-120A			
788XBXC3-240A	283XBXC3-240A			
788XCXC3-12D	283XCXC3-12D			
788XCXC3-24D	283XCXC3-24D			
788XCXC3-48D	283XCXC3-48D			
788XCXC3-110D	283XCXC3-110D			
788XCXC3-24A	283XCXC3-24A			
788XCXC3-120A	283XCXC3-120A			
788XCXC3-240A	283XCXC3-240A			
788XAXC4-12D				
788XAXC4-24D				
788XAXC4-48D				
788XAXC4-110D				
788XAXC4-24A				
788XAXC4-120A				
788XAXC4-240A				
Magnecraft	Supersedes Magnecraft	Omron	Finder	Releco
788XBXC4-12D	283XBXC4-12D			
788XBXC4-24D	283XBXC4-24D			
788XBXC4-48D	283XBXC4-48D			
788XBXC4-110D	283XBXC4-110D			
788XBXC4-24A	283XBXC4-24A			
788XBXC4-120A	283XBXC4-120A			
788XBXC4-240A	283XBXC4-240A			
788XCXC4-12D	283XCXC4-12D			
788XCXC4-24D	283XCXC4-24D			
788XCXC4-48D	283XCXC4-48D			
788XCXC4-110D	283XCXC4-110D			
788XCXC4-24A	283XCXC4-24A			
788XCXC4-120A	283XCXC4-120A			
788XCXC4-240A	283XCXC4-240A			
788XBX69C-120A	A283XBX69C-120A			
788XBX69C-12D	A283XBX69C-12D			
788XBX69C-24D	A283XBX69C-24D			
788BXX69C-24D	A283BXX69C-24D			
788BXX69C-48D	A283BXX69C-48D			
788XBX69C-110D	A283XBX69C-110D			
788HXX69C-120A	A283HXX69C-120A			C5-M10 /AC120
788HXX69C-12D	A283HXX69C-12D			C5-M10 /DC12
788HXX69C-24D	A283HXX69C-24D			C5-M10 /DC24
788HXX69C-48D	A283HXX69C-48D			C5-M10 /DC48
788HXX69C-110D	A283HXX69C-110D			C5-M10 /DC110



IDEC	Relpol	Tyco/Shrack/Potter & Brumfield	Allen-Bradley
		KUP11DT5 (or F) -12	
		KUP11DT5 (or F) -24	
		KUP11DT5 (or F) -48	
		KUP11DT5 (or F) -110	
		KUP11AT5 (or F) -24	
		KUP11AT5 (or F) -120	
		KUP11AT5 (or F) -240	
		KUP14DT5 (or F) -12	
		KUP14DT5 (or F) -24	
		KUP14DT5 (or F) -48	
		KUP14DT5 (or F) -110	
		KUP14AT5 (or F) -24	
		KUP14AT5 (or F) -120	
		KUP14AT5 (or F) -240	
			RM208012
			RM208024
			RM208048
			RM208110
			RM208524
			RM208615
			RM208730
IDEC	Relpol	Tyco/Shrack/Potter & Brumfield	Allen-Bradley
			RM708012
			RM708024
			RM708048
			RM708110
			RM708524
			RM708615
			RM708730
		KUEP-11A15-120	
		KUEP-11D15-12	
		KUEP-11D15-24	
		KUEP-7D15-24	
		KUEP-7D15-48	
		KUEP-11D15-110	
		KUEP-3A15-120	
		KUEP-3D15-12	
		KUEP-3D15-24	
		KUEP-3D15-48	
		KUEP-3D15-110	

Magnecraft	Supersedes Magnecraft	Omron	Finder	Releco
788VBXXCM-24A	388VBXXCM-24A		62.32.8.024.0320	
788VBXXCM-120A	388VBXXCM-120A		62.32.8.120.0320	
788VBXXCM-220/240A	388VBXXCM-220/240A		62.32.8.240.0320	
788VBXXCM-12D	388VBXXCM-12D		62.33.9.012.0320	
788VBXXCM-24D	388VBXXCM-24D		62.32.9.024.0320	
788VCXXCM-24A	388VCXXCM-24A		62.33.8.024.0320	
788VCXXCM-120A	388VCXXCM-120A		62.33.8.120.0320	
788VCXXCM-220/240A	388VCXXCM-220/240A		62.33.8.240.0320	
788VCXXCM-12D	388VCXXCM-12D		62.33.9.012.0320	
788VCXXCM-24D	388VCXXCM-24D		62.33.9.024.0320	
388JXCXC1M-240A				
388JXCXC1M-120A				
388JXCXC1M-12D				
388JXCXC1M-24D				
388JXCXCM-240A			62.33.8.240.0040	
388JXCXCM-120A			62.33.8.120.0040	
388JXCXCM-12D			62.33.9.012.0040	
388JXCXCM-24D			62.33.9.024.0040	
388JXBXC1M-240A				
388JXBXC1M-120A				
388JXBXC1M-12D				
388JXBXC1M-24D				
388JXBXCM-240A			62.32.8.240.0040	
388JXBXCM-120A			62.32.8.120.0040	
388JXBXCM-12D			62.32.9.012.0040	
388JXBXCM-24D			62.32.9.024.0040	

Hermetic Relays

Magnecraft	Tyco/Potter & Brumfield	Omron
782DXH10-24A	KHS-17A11-24*	MY4H-US-24A
782DXH10-120A	KHS-17A11-120*	MY4H-US-120A
782DXH10-12D	KHS-17D11-12*	MY4H-US-12D
782DXH10-24D	KHS-17D11-24*	MY4H-US-24D
782DXH10-110D	KHS-17D11-110*	MY4H-US-110D
782DXH21-120A	KHS-17A12-120*	
782DXH21-12D	KHS-17D12-12*	
782DXH21-24A	KHS-17A12-24*	
750XBXH-12A	KR-11AGE (or GF) -12*	
750XBXH-24A	KR-11AGE (or GF) -24*	
750XBXH-120A	KR-11AGE (or GF) -120*	
750XBXH-12D	KR-11DGE (or GF) -12*	
750XBXH-24D	KR-11DGE (or GF) -24*	
750XBXH-110D	KR-11DGE (or GF) -110*	
750XCXH-12A	KR-14AGE (or GF) -12*	
750XCXH-24A	KR-14AGE (or GF) -24*	
750XCXH-120A	KR-14AGE (or GF) -120*	
750XCXH-12D	KR-14DGE (or GF) -12*	
750XCXH-24D	KR-14DGE (or GF) -24*	
750XCXH-110D	KR-14DGE (or GF) -110*	

*Magnecraft acquired these part numbers in 2003. Please call Magnecraft directly.

IDEC	Relpol	Tyco/Shrack/Potter & Brumfield	
	RUC-2052-46-5024	KUGP-7A15-24	RM532524
	RUC-2052-46-5120	KUGP-7A15-120	RM532615
	RUC-2052-46-5240	KUGP-7A15-240	RM532740
	RUC-2052-46-1012	KUGP-7D15-12	RM532012
	RUC-2052-46-1024	KUGP-7D15-24	RM532024
	RUC-2053-46-5024	KUGP-12A15-24	RM632524
	RUC-2053-46-5120	KUGP-12A15-120	RM632615
	RUC-2053-46-5240	KUGP-12A15-240	RM632740
	RUC-2053-46-1012	KUGP-12D15-12	RM632012
	RUC-2053-46-1024	KUGP-12D15-24	RM632024
		KUMP-14A68-240	RM333740
		KUMP-14A68-120	RM333615
		KUMP-14D68-12	RM333012
		KUMP-14D68-24	RM333024
		KUMP-14A28-240	RM332740
		KUMP-14A28-120	RM332615
		KUMP-14D28-12	RM332012
		KUMP-14D28-24	RM332024
		KUMP-11A68-240	RM233740
		KUMP-11A68-120	RM233615
		KUMP-11D68-12	RM233012
		KUMP-11D68-24	RM233024
		KUMP-11A28-240	RM232740
		KUMP-11A28-120	RM232615
		KUMP-11D28-12	RM232012
		KUMP-11D28-24	RM232024

